

**OPEN -- Overall Stage Results**  
**EFI SA STATE HANDGUN CHAMPIONSHIPS 2011**

Printed January 31, 2011 at 11:53



**Stage 1 -- RANGE 1**

	<b>PTS</b>	<b>TIME</b>	<b>HIT FACTOR</b>	<b>STAGE POINTS</b>	<b>STAGE PERCENT</b>	<b>COMPETITOR # Name</b>
1	152	19.34	7.8594	160.0000	100.00	56 Hagiantoniou, Paul
2	140	18.20	7.6923	156.5992	97.87	14 McIntosh, Brodie
3	149	19.60	7.6020	154.7615	96.73	1 Arthur, Justin
4	150	20.35	7.3710	150.0582	93.79	18 Curtis, Damien
5	153	21.02	7.2788	148.1807	92.61	23 Mc Conachie, David
6	153	22.50	6.8000	138.4337	86.52	37 Edwards, Phillip
7	149	22.91	6.5037	132.4019	82.75	79 Tracey, Jake
8	157	25.19	6.2326	126.8833	79.30	26 Porras, Robert
9	140	22.66	6.1783	125.7769	78.61	113 Moss, Andrew
10	136	22.09	6.1566	125.3361	78.34	19 Georgiou, Michael
11	156	25.44	6.1321	124.8362	78.02	120 Kotsoglo, Kalan
12	156	26.03	5.9931	122.0066	76.25	75 Vardanega, Paul
13	139	23.23	5.9836	121.8143	76.13	90 Graham, Gareth
14	156	26.55	5.8757	119.6170	74.76	53 Elliott, Craig
15	149	25.47	5.8500	119.0941	74.43	40 Blowers, Linda
16	150	25.71	5.8343	118.7742	74.23	41 Blowers, Karla
17	142	24.75	5.7374	116.8008	73.00	131 Lazaroo, Glen
18	140	24.86	5.6315	114.6462	71.65	114 Gregory, Jason
19	149	26.51	5.6205	114.4220	71.51	103 Williams, Peter
20	138	25.70	5.3696	109.3148	68.32	17 Petts, Doug
21	153	28.50	5.3684	109.2897	68.31	49 Howes, Eddie
22	128	23.88	5.3601	109.1210	68.20	85 Blackaller, David
23	153	29.10	5.2577	107.0364	66.90	11 Kuerschner, Ian
24	151	28.80	5.2431	106.7376	66.71	2 Arthur, Rhys
25	151	29.63	5.0962	103.7476	64.84	62 Carroll, Lex
26	152	29.93	5.0785	103.3879	64.62	71 Machin, Stan
27	153	30.57	5.0049	101.8894	63.68	36 Whitehead, Kevin
28	148	29.62	4.9966	101.7207	63.58	61 Cotton, Kris
29	144	29.62	4.8616	98.9715	61.86	70 Dwyer, Bernie
30	151	31.37	4.8135	97.9931	61.25	35 Baird, David
31	153	32.17	4.7560	96.8218	60.51	118 Bennett, Peter
32	147	31.54	4.6607	94.8830	59.30	33 Sleeth, Terence
33	134	28.77	4.6576	94.8195	59.26	52 Lilley, Des
34	156	34.06	4.5802	93.2423	58.28	13 Blackmore, Peter
35	150	32.85	4.5662	92.9584	58.10	89 Carey, Mark
36	149	33.14	4.4961	91.5307	57.21	16 Adriaanse, John
37	151	34.33	4.3985	89.5439	55.96	43 Connors, John
38	139	32.27	4.3074	87.6897	54.81	117 Clark, Graeme
39	145	33.79	4.2912	87.3600	54.60	6 Dickson, Ken
40	155	37.31	4.1544	84.5745	52.86	8 Mitchell, Grant
41	120	28.89	4.1537	84.5603	52.85	72 Murty, Gregory
42	151	36.46	4.1415	84.3127	52.70	4 Astell, Jodie

**OPEN -- Overall Stage Results**  
**EFI SA STATE HANDGUN CHAMPIONSHIPS 2011**

Printed January 31, 2011 at 11:53



**Stage 1 -- RANGE 1**

	<b>PTS</b>	<b>TIME</b>	<b>HIT FACTOR</b>	<b>STAGE POINTS</b>	<b>STAGE PERCENT</b>	<b>COMPETITOR # Name</b>
43	136	33.14	4.1038	83.5448	52.22	29 Spiller, Jane
44	156	38.12	4.0923	83.3114	52.07	64 Anderson, Natalie
45	158	38.96	4.0554	82.5603	51.60	68 Chambers, Bruce
46	133	32.89	4.0438	82.3229	51.45	91 Graham, Gina
47	128	31.75	4.0315	82.0728	51.30	32 Sleeth, Julie
48	158	40.68	3.8840	79.0695	49.42	65 Martel, Arthur
49	155	40.65	3.8130	77.6254	48.52	3 Astell, Danielle
50	130	34.63	3.7540	76.4229	47.76	67 Power, William
51	148	41.40	3.5749	72.7770	45.49	39 Blowers, Alain
52	128	35.83	3.5724	72.7271	45.45	96 Tabe, Glen
53	157	45.64	3.4400	70.0304	43.77	48 Thomas, Ken
54	129	38.51	3.3498	68.1945	42.62	119 Balsamo, Bob
55	140	42.63	3.2841	66.8568	41.79	115 Gregory, Nicole
56	100	33.21	3.0111	61.3005	38.31	104 Sullivan (Snr), Joe
57	109	36.80	2.9620	60.2992	37.69	129 Woodbridge, Luke
58	107	41.01	2.6091	53.1162	33.20	22 Butcher, Bryce
59	111	44.85	2.4749	50.3841	31.49	95 Bland, Tom
60	119	49.23	2.4172	49.2096	30.76	51 Wong, Steven
61	159	87.70	1.8130	36.9088	23.07	21 Butcher, Jeniene
62	112	75.53	1.4829	30.1878	18.87	105 Moreland, Carol

**STANDARD -- Overall Stage Results**  
**EFI SA STATE HANDGUN CHAMPIONSHIPS 2011**

Printed January 31, 2011 at 11:53



**Stage 1 -- RANGE 1**

	PTS	TIME	HIT FACTOR	STAGE POINTS	STAGE PERCENT	COMPETITOR # Name
1	154	24.23	6.3558	160.0000	100.00	78 Loftes, Jonathan
2	134	24.64	5.4383	136.9042	85.57	83 Constable, Tony
3	151	28.01	5.3909	135.7115	84.82	86 Carey, Peter
4	154	30.83	4.9951	125.7477	78.59	101 Angelopoulos, Louie
5	136	27.28	4.9853	125.5010	78.44	20 Manos, John
6	149	31.34	4.7543	119.6851	74.80	109 Woodhouse, Robert
7	148	32.14	4.6049	115.9227	72.45	125 Jones, Gary
8	150	33.81	4.4366	111.6860	69.80	132 Buntine, Ryan
9	139	33.62	4.1344	104.0806	65.05	60 Brown, Richard
10	133	33.31	3.9928	100.5147	62.82	69 Astell, Robert
11	146	39.34	3.7112	93.4267	58.39	88 Carey, Danielle
12	127	35.62	3.5654	89.7558	56.10	44 Wallhead, Neil
13	123	38.72	3.1767	79.9691	49.98	27 Porras, Zosanne
14	114	36.07	3.1605	79.5630	49.73	24 Wyatt, Dwayne
15	137	43.43	3.1545	79.4115	49.63	93 Nullmeyers, Colin
16	148	46.92	3.1543	79.4066	49.63	94 Nullmeyers, Dorothy
17	123	39.73	3.0959	77.9362	48.71	124 Baker, Mark
18	119	39.15	3.0396	76.5188	47.82	30 Williams, Chris
19	144	51.38	2.8026	70.5539	44.10	97 Costello, Mark
20	140	51.40	2.7237	68.5674	42.85	73 Tonellato, Mark
21	148	54.52	2.7146	68.3374	42.71	127 Moll, Adnrew
22	119	44.73	2.6604	66.9732	41.86	108 Taverner, Alistair
23	146	55.93	2.6104	65.7144	41.07	84 Hanegraaf, Paul
24	129	49.54	2.6040	65.5521	40.97	82 Richardson, Lisa
25	158	62.69	2.5203	63.4471	39.65	25 Tucker, David
26	110	43.66	2.5195	63.4252	39.64	9 Phillips, Murray
27	134	54.89	2.4412	61.4560	38.41	34 Blackmore, Kim
28	105	43.66	2.4049	60.5422	37.84	54 Merritt, Chuck
29	117	51.00	2.2941	57.7522	36.10	66 Wallace, Neil
30	123	57.76	2.1295	53.6081	33.51	107 Taverner, Rod
31	122	59.26	2.0587	51.8264	32.39	134 Meekins, Guy
32	142	73.02	1.9447	48.9552	30.60	12 Kuerschner, Sandy
33	102	53.56	1.9044	47.9416	29.96	100 Crawford, Lindie
34	74	44.11	1.6776	42.2326	26.40	112 Colbertaldo, Livio
35	105	66.16	1.5871	39.9527	24.97	7 Machin, Jack
36	112	88.60	1.2641	31.8227	19.89	87 Carey, Christine
37	70	67.66	1.0346	26.0447	16.28	81 Houston, Jarred
38	42	65.60	0.6402	16.1175	10.07	74 Tonellato, Daya

**PRODUCTION -- Overall Stage Results**  
**EFI SA STATE HANDGUN CHAMPIONSHIPS 2011**

Printed January 31, 2011 at 11:53



**Stage 1 -- RANGE 1**

	<b>PTS</b>	<b>TIME</b>	<b>HIT FACTOR</b>	<b>STAGE POINTS</b>	<b>STAGE PERCENT</b>	<b>COMPETITOR # Name</b>
1	150	26.37	5.6883	160.0000	100.00	46 Tueno, Gary
2	146	26.87	5.4336	152.8354	95.52	50 Wood, Bill
3	144	28.78	5.0035	140.7377	87.96	31 Corbett, Warren
4	142	29.21	4.8613	136.7400	85.46	45 Ellis, Chris
5	152	33.00	4.6061	129.5593	80.97	28 Modra, Steven
6	154	33.87	4.5468	127.8923	79.93	121 Rowatt, Ped
7	134	30.09	4.4533	125.2626	78.29	116 O'Donnell, Justin
8	142	31.93	4.4472	125.0916	78.18	99 Crawford, Andrew
9	150	34.29	4.3745	123.0446	76.90	10 Young, Richard
10	146	34.73	4.2039	118.2461	73.90	122 Tremlow, Ross
11	123	29.85	4.1206	115.9043	72.44	80 Houston, Scott
12	140	34.18	4.0960	115.2112	72.01	111 Hewett, Simon
13	142	35.92	3.9532	111.1964	69.50	76 Smith, Colin
14	131	35.28	3.7132	104.4435	65.28	77 Hooper, Boyd
15	135	36.58	3.6905	103.8075	64.88	5 Carruthers, Scott
16	146	39.61	3.6859	103.6781	64.80	128 Marks, Jess
17	119	32.42	3.6706	103.2459	64.53	15 Dovi, John
18	129	37.98	3.3965	95.5374	59.71	135 Sullivan (Jnr), Joseph
19	154	45.63	3.3750	94.9312	59.33	47 Brown, Steve
20	123	37.44	3.2853	92.4077	57.75	102 Angelopoulos, James
21	150	45.73	3.2801	92.2633	57.66	98 Harrison, James
22	114	34.84	3.2721	92.0377	57.52	110 Nalupta, Greg
23	124	38.05	3.2589	91.6655	57.29	58 Hagiantoniou, Stavros
24	154	47.53	3.2401	91.1364	56.96	130 Giles, Alan
25	140	50.49	2.7728	77.9941	48.75	126 Bourne, Brendan
26	144	54.61	2.6369	74.1702	46.36	63 Craig, Jon
27	113	45.16	2.5022	70.3823	43.99	57 Hagiantoniou, Savvas
28	103	44.94	2.2919	64.4678	40.29	133 Camacho, Adam
29	77	34.99	2.2006	61.8993	38.69	59 Hudson, Michael
30	118	55.63	2.1212	59.6639	37.29	123 Trenlow, Shane
31	96	46.14	2.0806	58.5238	36.58	42 Pallone, Stephen
32	129	65.12	1.9810	55.7204	34.83	38 Spinks, Rod
33	0	0.00	0.0000	0.0000	0.00	55 Foster, James

**OPEN -- Overall Stage Results**  
**EFI SA STATE HANDGUN CHAMPIONSHIPS 2011**

Printed January 31, 2011 at 11:53



**Stage 2 -- RANGE 2**

	<b>PTS</b>	<b>TIME</b>	<b>HIT FACTOR</b>	<b>STAGE POINTS</b>	<b>STAGE PERCENT</b>	<b>COMPETITOR # Name</b>
1	88	9.16	9.6070	90.0000	100.00	14 McIntosh, Brodie
2	90	10.25	8.7805	82.2572	91.40	23 Mc Conachie, David
3	90	10.28	8.7549	82.0172	91.13	56 Hagiantoniou, Paul
4	90	10.46	8.6042	80.6058	89.56	120 Kotsoglo, Kalan
5	85	11.36	7.4824	70.0964	77.88	37 Edwards, Phillip
6	88	11.80	7.4576	69.8644	77.63	90 Graham, Gareth
7	87	11.71	7.4295	69.6013	77.33	79 Tracey, Jake
8	81	11.05	7.3303	68.6717	76.30	2 Arthur, Rhys
9	88	12.59	6.9897	65.4805	72.76	70 Dwyer, Bernie
10	90	12.92	6.9659	65.2582	72.51	75 Vardanega, Paul
11	88	12.87	6.8376	64.0559	71.17	19 Georgiou, Michael
12	88	13.00	6.7692	63.4154	70.46	61 Cotton, Kris
13	85	12.75	6.6667	62.4545	69.39	18 Curtis, Damien
14	87	13.33	6.5266	61.1427	67.94	11 Kuerschner, Ian
15	73	11.29	6.4659	60.5737	67.30	26 Porras, Robert
16	86	13.36	6.4371	60.3042	67.00	64 Anderson, Natalie
17	83	13.20	6.2879	58.9060	65.45	41 Blowers, Karla
18	86	13.92	6.1782	57.8781	64.31	53 Elliott, Craig
19	88	14.54	6.0523	56.6988	63.00	103 Williams, Peter
20	88	14.55	6.0481	56.6598	62.96	35 Baird, David
21	84	14.24	5.8989	55.2617	61.40	72 Murty, Gregory
22	90	15.56	5.7841	54.1861	60.21	89 Carey, Mark
23	88	15.47	5.6884	53.2902	59.21	118 Bennett, Peter
24	62	10.95	5.6621	53.0436	58.94	1 Arthur, Justin
25	87	15.43	5.6384	52.8212	58.69	71 Machin, Stan
26	90	16.16	5.5693	52.1743	57.97	52 Lilley, Des
27	89	16.13	5.5177	51.6905	57.43	104 Sullivan (Snr), Joe
28	86	15.62	5.5058	51.5790	57.31	36 Whitehead, Kevin
29	87	15.95	5.4545	51.0992	56.78	62 Carroll, Lex
30	87	16.08	5.4104	50.6861	56.32	113 Moss, Andrew
31	87	16.10	5.4037	50.6231	56.25	49 Howes, Eddie
32	87	16.23	5.3604	50.2176	55.80	85 Blackaller, David
33	86	16.15	5.3251	49.8863	55.43	119 Balsamo, Bob
34	88	17.17	5.1252	48.0140	53.35	40 Blowers, Linda
35	86	16.85	5.1039	47.8139	53.13	131 Lazaroo, Glen
36	89	17.47	5.0944	47.7257	53.03	16 Adriaanse, John
37	85	17.49	4.8599	45.5286	50.59	32 Sleeth, Julie
38	90	19.19	4.6899	43.9362	48.82	13 Blackmore, Peter
39	89	18.98	4.6891	43.9288	48.81	68 Chambers, Bruce
40	89	19.12	4.6548	43.6071	48.45	8 Mitchell, Grant
41	90	19.81	4.5432	42.5611	47.29	48 Thomas, Ken
42	85	18.75	4.5333	42.4691	47.19	3 Astell, Danielle

**OPEN -- Overall Stage Results**  
**EFI SA STATE HANDGUN CHAMPIONSHIPS 2011**

Printed January 31, 2011 at 11:53



**Stage 2 -- RANGE 2**

	<b>PTS</b>	<b>TIME</b>	<b>HIT FACTOR</b>	<b>STAGE POINTS</b>	<b>STAGE PERCENT</b>	<b>COMPETITOR # Name</b>
43	86	19.11	4.5003	42.1593	46.84	6 Dickson, Ken
44	85	18.94	4.4879	42.0431	46.71	114 Gregory, Jason
45	66	15.32	4.3081	40.3590	44.84	39 Blowers, Alain
46	74	17.44	4.2431	39.7503	44.17	29 Spiller, Jane
47	86	21.45	4.0093	37.5601	41.73	67 Power, William
48	86	21.55	3.9907	37.3858	41.54	33 Sleeth, Terence
49	61	15.81	3.8583	36.1454	40.16	17 Petts, Doug
50	83	22.14	3.7489	35.1201	39.02	95 Bland, Tom
51	90	24.03	3.7453	35.0868	38.99	21 Butcher, Jeniene
52	74	21.02	3.5205	32.9803	36.64	65 Martel, Arthur
53	88	25.60	3.4375	32.2031	35.78	43 Connors, John
54	77	22.98	3.3507	31.3903	34.88	91 Graham, Gina
55	60	17.91	3.3501	31.3842	34.87	96 Tabe, Glen
56	62	19.21	3.2275	30.2357	33.60	117 Clark, Graeme
57	78	26.12	2.9862	27.9754	31.08	115 Gregory, Nicole
58	85	29.20	2.9110	27.2704	30.30	22 Butcher, Bryce
59	67	25.50	2.6275	24.6144	27.35	4 Astell, Jodie
60	74	31.78	2.3285	21.8139	24.24	51 Wong, Steven
61	54	25.71	2.1004	19.6765	21.86	129 Woodbridge, Luke
62	54	39.16	1.3790	12.9183	14.35	105 Moreland, Carol

**STANDARD -- Overall Stage Results**  
**EFI SA STATE HANDGUN CHAMPIONSHIPS 2011**

Printed January 31, 2011 at 11:53



**Stage 2 -- RANGE 2**

	<b>PTS</b>	<b>TIME</b>	<b>HIT FACTOR</b>	<b>STAGE POINTS</b>	<b>STAGE PERCENT</b>	<b>COMPETITOR # Name</b>
1	76	14.68	5.1771	90.0000	100.00	83 Constable, Tony
2	85	16.53	5.1422	89.3925	99.32	69 Astell, Robert
3	73	14.45	5.0519	87.8233	97.58	86 Carey, Peter
4	86	19.71	4.3633	75.8520	84.28	132 Buntine, Ryan
5	86	20.21	4.2553	73.9754	82.19	124 Baker, Mark
6	82	19.34	4.2399	73.7076	81.90	24 Wyatt, Dwayne
7	78	18.55	4.2049	73.0980	81.22	78 Loftes, Jonathan
8	80	20.13	3.9742	69.0878	76.76	27 Porras, Zosanne
9	90	23.28	3.8660	67.2070	74.67	127 Moll, Adnrew
10	82	22.10	3.7104	64.5025	71.67	88 Carey, Danielle
11	87	23.45	3.7100	64.4958	71.66	60 Brown, Richard
12	90	24.49	3.6750	63.8864	70.98	9 Phillips, Murray
13	86	23.50	3.6596	63.6188	70.69	100 Crawford, Lindie
14	71	21.04	3.3745	58.6635	65.18	97 Costello, Mark
15	82	24.79	3.3078	57.5032	63.89	73 Tonellato, Mark
16	61	18.56	3.2866	57.1356	63.48	109 Woodhouse, Robert
17	82	25.30	3.2411	56.3441	62.60	125 Jones, Gary
18	90	28.91	3.1131	54.1190	60.13	93 Nullmeyers, Colin
19	70	23.01	3.0422	52.8855	58.76	84 Hanegraaf, Paul
20	63	20.83	3.0245	52.5783	58.42	30 Williams, Chris
21	86	28.60	3.0070	52.2742	58.08	94 Nullmeyers, Dorothy
22	55	19.11	2.8781	50.0331	55.59	101 Angelopoulos, Louie
23	47	18.76	2.5053	43.5532	48.39	20 Manos, John
24	86	35.15	2.4467	42.5332	47.26	66 Wallace, Neil
25	86	35.92	2.3942	41.6214	46.25	82 Richardson, Lisa
26	88	37.76	2.3305	40.5140	45.02	25 Tucker, David
27	70	30.34	2.3072	40.1086	44.57	54 Merritt, Chuck
28	78	36.26	2.1511	37.3957	41.55	7 Machin, Jack
29	47	23.94	1.9632	34.1294	37.92	108 Taverner, Alistair
30	51	26.77	1.9051	33.1190	36.80	112 Colbertaldo, Livio
31	80	43.86	1.8240	31.7085	35.23	134 Meekins, Guy
32	84	47.88	1.7544	30.4986	33.89	12 Kuerschner, Sandy
33	36	22.09	1.6297	28.3310	31.48	44 Wallhead, Neil
34	49	34.97	1.4012	24.3588	27.07	74 Tonellato, Daya
35	59	42.39	1.3918	24.1960	26.88	107 Taverner, Rod
36	61	52.14	1.1699	20.3383	22.60	81 Houston, Jarred
37	16	30.94	0.5171	8.9899	9.99	34 Blackmore, Kim
38	20	44.56	0.4488	7.8026	8.67	87 Carey, Christine

**PRODUCTION -- Overall Stage Results**  
**EFI SA STATE HANDGUN CHAMPIONSHIPS 2011**

Printed January 31, 2011 at 11:53



**Stage 2 -- RANGE 2**

	<b>PTS</b>	<b>TIME</b>	<b>HIT FACTOR</b>	<b>STAGE POINTS</b>	<b>STAGE PERCENT</b>	<b>COMPETITOR # Name</b>
1	86	13.67	6.2911	90.0000	100.00	110 Nalupta, Greg
2	88	15.80	5.5696	79.6779	88.53	28 Modra, Steven
3	88	16.32	5.3922	77.1392	85.71	111 Hewett, Simon
4	86	16.27	5.2858	75.6177	84.02	116 O'Donnell, Justin
5	84	16.32	5.1471	73.6329	81.81	80 Houston, Scott
6	84	16.48	5.0971	72.9180	81.02	31 Corbett, Warren
7	86	16.95	5.0737	72.5841	80.65	45 Ellis, Chris
8	80	18.10	4.4199	63.2301	70.26	10 Young, Richard
9	80	18.39	4.3502	62.2330	69.15	99 Crawford, Andrew
10	86	20.02	4.2957	61.4535	68.28	77 Hooper, Boyd
11	86	20.19	4.2595	60.9361	67.71	122 Tremlow, Ross
12	84	20.25	4.1481	59.3426	65.94	130 Giles, Alan
13	84	21.54	3.8997	55.7887	61.99	121 Rowatt, Ped
14	74	19.23	3.8482	55.0510	61.17	46 Tueno, Gary
15	69	19.70	3.5025	50.1067	55.67	128 Marks, Jess
16	59	16.87	3.4973	50.0322	55.59	15 Dovi, John
17	90	25.93	3.4709	49.6538	55.17	98 Harrison, James
18	86	24.83	3.4636	49.5489	55.05	47 Brown, Steve
19	82	24.16	3.3940	48.5545	53.95	58 Hagiantoniou, Stavros
20	80	24.93	3.2090	45.9071	51.01	126 Bourne, Brendan
21	76	23.81	3.1919	45.6632	50.74	57 Hagiantoniou, Savvas
22	72	22.71	3.1704	45.3553	50.39	50 Wood, Bill
23	86	27.17	3.1653	45.2816	50.31	5 Carruthers, Scott
24	86	30.36	2.8327	40.5237	45.03	133 Camacho, Adam
25	71	25.12	2.8264	40.4344	44.93	76 Smith, Colin
26	84	30.16	2.7851	39.8438	44.27	63 Craig, Jon
27	88	33.61	2.6183	37.4565	41.62	135 Sullivan (Jnr), Joseph
28	59	25.56	2.3083	33.0220	36.69	123 Trenlow, Shane
29	69	30.50	2.2623	32.3640	35.96	42 Pallone, Stephen
30	59	30.42	1.9395	27.7463	30.83	38 Spinks, Rod
31	70	36.14	1.9369	27.7091	30.79	102 Angelopoulos, James
32	46	26.34	1.7464	24.9836	27.76	59 Hudson, Michael
33	0	0.00	0.0000	0.0000	0.00	55 Foster, James

**OPEN -- Overall Stage Results**  
**EFI SA STATE HANDGUN CHAMPIONSHIPS 2011**

Printed January 31, 2011 at 11:53



**Stage 3 -- RANGE 3**

	PTS	TIME	HIT FACTOR	STAGE POINTS	STAGE PERCENT	COMPETITOR # Name
1	89	10.63	8.3725	100.0000	100.00	14 McIntosh, Brodie
2	93	11.18	8.3184	99.3538	99.35	120 Kotsoglo, Kalan
3	97	11.70	8.2906	99.0214	99.02	90 Graham, Gareth
4	89	10.95	8.1279	97.0776	97.08	1 Arthur, Justin
5	91	11.58	7.8584	93.8590	93.86	2 Arthur, Rhys
6	98	12.67	7.7348	92.3831	92.38	18 Curtis, Damien
7	89	11.92	7.4664	89.1778	89.18	23 Mc Conachie, David
8	84	11.33	7.4139	88.5508	88.55	56 Hagiantoniou, Paul
9	92	13.48	6.8249	81.5157	81.52	37 Edwards, Phillip
10	92	14.01	6.5667	78.4319	78.43	103 Williams, Peter
11	93	14.29	6.5080	77.7309	77.73	71 Machin, Stan
12	96	15.00	6.4000	76.4404	76.44	64 Anderson, Natalie
13	93	14.54	6.3961	76.3944	76.39	70 Dwyer, Bernie
14	93	15.10	6.1589	73.5613	73.56	61 Cotton, Kris
15	92	15.07	6.1048	72.9152	72.92	114 Gregory, Jason
16	96	15.77	6.0875	72.7081	72.71	4 Astell, Jodie
17	84	14.15	5.9364	70.9032	70.90	40 Blowers, Linda
18	92	15.98	5.7572	68.7629	68.76	39 Blowers, Alain
19	83	14.79	5.6119	67.0275	67.03	53 Elliott, Craig
20	82	14.71	5.5744	66.5801	66.58	85 Blackaller, David
21	85	15.43	5.5087	65.7955	65.80	91 Graham, Gina
22	75	13.67	5.4865	65.5294	65.53	17 Petts, Doug
23	92	17.02	5.4054	64.5612	64.56	33 Sleeth, Terence
24	89	16.57	5.3712	64.1521	64.15	117 Clark, Graeme
25	85	15.95	5.3292	63.6504	63.65	41 Blowers, Karla
26	75	14.35	5.2265	62.4241	62.42	75 Vardanega, Paul
27	91	17.50	5.2000	62.1079	62.11	62 Carroll, Lex
28	76	14.87	5.1110	61.0444	61.04	36 Whitehead, Kevin
29	77	15.18	5.0725	60.5846	60.58	79 Tracey, Jake
30	84	16.56	5.0725	60.5846	60.58	11 Kuerschner, Ian
31	80	16.56	4.8309	57.6996	57.70	35 Baird, David
32	97	20.37	4.7619	56.8753	56.88	32 Sleeth, Julie
33	81	17.12	4.7313	56.5099	56.51	52 Lilley, Des
34	94	19.93	4.7165	56.3331	56.33	113 Moss, Andrew
35	91	19.87	4.5798	54.6999	54.70	119 Balsamo, Bob
36	76	16.62	4.5728	54.6167	54.62	131 Lazaroo, Glen
37	72	15.78	4.5627	54.4965	54.50	19 Georgiou, Michael
38	97	21.29	4.5561	54.4176	54.42	96 Tabe, Glen
39	93	20.60	4.5146	53.9211	53.92	104 Sullivan (Snr), Joe
40	86	19.23	4.4722	53.4149	53.41	89 Carey, Mark
41	91	20.41	4.4586	53.2527	53.25	118 Bennett, Peter
42	95	21.75	4.3678	52.1684	52.17	48 Thomas, Ken

**OPEN -- Overall Stage Results**  
**EFI SA STATE HANDGUN CHAMPIONSHIPS 2011**

Printed January 31, 2011 at 11:53



**Stage 3 -- RANGE 3**

	<b>PTS</b>	<b>TIME</b>	<b>HIT FACTOR</b>	<b>STAGE POINTS</b>	<b>STAGE PERCENT</b>	<b>COMPETITOR # Name</b>
43	88	20.29	4.3371	51.8017	51.80	3 Astell, Danielle
44	95	22.37	4.2468	50.7225	50.72	67 Power, William
45	96	22.71	4.2272	50.4891	50.49	68 Chambers, Bruce
46	93	23.05	4.0347	48.1898	48.19	13 Blackmore, Peter
47	93	23.51	3.9558	47.2469	47.25	16 Adriaanse, John
48	71	18.00	3.9444	47.1117	47.11	72 Murty, Gregory
49	92	23.38	3.9350	46.9988	47.00	8 Mitchell, Grant
50	93	23.86	3.8977	46.5539	46.55	6 Dickson, Ken
51	88	22.85	3.8512	45.9981	46.00	49 Howes, Eddie
52	91	23.74	3.8332	45.7830	45.78	65 Martel, Arthur
53	77	20.14	3.8232	45.6641	45.66	129 Woodbridge, Luke
54	88	24.58	3.5801	42.7606	42.76	43 Connors, John
55	84	24.59	3.4160	40.8004	40.80	51 Wong, Steven
56	86	29.18	2.9472	35.2011	35.20	115 Gregory, Nicole
57	80	30.04	2.6631	31.8078	31.81	95 Bland, Tom
58	66	30.41	2.1703	25.9221	25.92	21 Butcher, Jeniene
59	44	26.83	1.6400	19.5873	19.59	22 Butcher, Bryce
60	36	48.61	0.7406	8.8455	8.85	105 Moreland, Carol
61	15	42.59	0.3522	4.2066	4.21	26 Porras, Robert
62	0	86.46	0.0000	0.0000	0.00	29 Spiller, Jane

**STANDARD -- Overall Stage Results**  
**EFI SA STATE HANDGUN CHAMPIONSHIPS 2011**

Printed January 31, 2011 at 11:53



**Stage 3 -- RANGE 3**

	<b>PTS</b>	<b>TIME</b>	<b>HIT FACTOR</b>	<b>STAGE POINTS</b>	<b>STAGE PERCENT</b>	<b>COMPETITOR # Name</b>
1	89	14.45	6.1592	100.0000	100.00	109 Woodhouse, Robert
2	89	14.87	5.9852	97.1755	97.18	86 Carey, Peter
3	84	17.54	4.7891	77.7549	77.75	83 Constable, Tony
4	76	16.41	4.6313	75.1939	75.19	78 Loftes, Jonathan
5	95	20.79	4.5695	74.1903	74.19	69 Astell, Robert
6	89	20.76	4.2871	69.6050	69.61	60 Brown, Richard
7	82	19.37	4.2334	68.7325	68.73	101 Angelopoulos, Louie
8	88	21.48	4.0968	66.5160	66.52	132 Buntine, Ryan
9	80	22.03	3.6314	58.9594	58.96	124 Baker, Mark
10	80	22.34	3.5810	58.1413	58.14	30 Williams, Chris
11	76	21.25	3.5765	58.0674	58.07	24 Wyatt, Dwayne
12	92	26.39	3.4862	56.6013	56.60	93 Nullmeyers, Colin
13	76	21.98	3.4577	56.1389	56.14	73 Tonellato, Mark
14	69	20.66	3.3398	54.2246	54.22	54 Merritt, Chuck
15	84	26.69	3.1472	51.0985	51.10	27 Porras, Zosanne
16	82	26.38	3.1084	50.4681	50.47	127 Moll, Adnrew
17	78	25.93	3.0081	48.8394	48.84	134 Meekins, Guy
18	86	28.65	3.0017	48.7362	48.74	34 Blackmore, Kim
19	88	30.66	2.8702	46.6003	46.60	107 Taverner, Rod
20	86	31.31	2.7467	44.5957	44.60	9 Phillips, Murray
21	62	23.77	2.6083	42.3487	42.35	112 Colbertaldo, Livio
22	86	33.26	2.5857	41.9811	41.98	66 Wallace, Neil
23	83	32.16	2.5808	41.9025	41.90	81 Houston, Jarred
24	88	34.12	2.5791	41.8747	41.87	94 Nullmeyers, Dorothy
25	67	27.08	2.4742	40.1702	40.17	44 Wallhead, Neil
26	80	33.62	2.3795	38.6340	38.63	84 Hanegraaf, Paul
27	43	19.06	2.2560	36.6289	36.63	108 Taverner, Alistair
28	61	27.85	2.1903	35.5617	35.56	100 Crawford, Lindie
29	50	24.48	2.0425	33.1617	33.16	88 Carey, Danielle
30	82	41.38	1.9816	32.1737	32.17	25 Tucker, David
31	66	36.67	1.7998	29.2221	29.22	125 Jones, Gary
32	66	41.00	1.6098	26.1359	26.14	87 Carey, Christine
33	25	17.62	1.4188	23.0363	23.04	20 Manos, John
34	54	43.56	1.2397	20.1272	20.13	12 Kuerschner, Sandy
35	35	40.17	0.8713	14.1463	14.15	82 Richardson, Lisa
36	10	26.67	0.3750	6.0877	6.09	97 Costello, Mark
37	10	32.07	0.3118	5.0627	5.06	74 Tonellato, Daya
38	0	0.00	0.0000	0.0000	0.00	7 Machin, Jack

**PRODUCTION -- Overall Stage Results**  
**EFI SA STATE HANDGUN CHAMPIONSHIPS 2011**

Printed January 31, 2011 at 11:53



**Stage 3 -- RANGE 3**

	<b>PTS</b>	<b>TIME</b>	<b>HIT FACTOR</b>	<b>STAGE POINTS</b>	<b>STAGE PERCENT</b>	<b>COMPETITOR # Name</b>
1	88	16.14	5.4523	100.0000	100.00	116 O'Donnell, Justin
2	90	16.87	5.3349	97.8472	97.85	99 Crawford, Andrew
3	86	16.64	5.1683	94.7908	94.79	5 Carruthers, Scott
4	86	16.82	5.1130	93.7764	93.78	28 Modra, Steven
5	80	15.85	5.0473	92.5724	92.57	50 Wood, Bill
6	73	16.58	4.4029	80.7531	80.75	111 Hewett, Simon
7	88	20.28	4.3393	79.5858	79.59	122 Tremlow, Ross
8	57	13.26	4.2986	78.8410	78.84	110 Nalupta, Greg
9	59	14.34	4.1144	75.4612	75.46	46 Tueno, Gary
10	80	19.56	4.0900	75.0139	75.01	58 Hagiantoniou, Stavros
11	78	20.13	3.8748	71.0676	71.07	76 Smith, Colin
12	88	22.99	3.8278	70.2044	70.20	130 Giles, Alan
13	88	23.11	3.8079	69.8399	69.84	45 Ellis, Chris
14	69	19.39	3.5585	65.2668	65.27	135 Sullivan (Jnr), Joseph
15	63	18.50	3.4054	62.4582	62.46	121 Rowatt, Ped
16	84	24.96	3.3654	61.7242	61.72	47 Brown, Steve
17	82	24.73	3.3158	60.8150	60.81	57 Hagiantoniou, Savvas
18	58	17.80	3.2584	59.7625	59.76	80 Houston, Scott
19	84	26.04	3.2258	59.1642	59.16	128 Marks, Jess
20	59	19.22	3.0697	56.3014	56.30	15 Dovi, John
21	46	16.38	2.8083	51.5068	51.51	31 Corbett, Warren
22	62	23.09	2.6851	49.2480	49.25	133 Camacho, Adam
23	69	26.68	2.5862	47.4334	47.43	126 Bourne, Brendan
24	54	21.27	2.5388	46.5637	46.56	77 Hooper, Boyd
25	57	25.43	2.2414	41.1102	41.11	123 Trenlow, Shane
26	84	39.49	2.1271	39.0133	39.01	63 Craig, Jon
27	54	25.63	2.1069	38.6426	38.64	102 Angelopoulos, James
28	45	21.70	2.0737	38.0341	38.03	10 Young, Richard
29	67	37.49	1.7871	32.7778	32.78	98 Harrison, James
30	71	44.18	1.6071	29.4750	29.47	38 Spinks, Rod
31	26	30.19	0.8612	15.7954	15.80	42 Pallone, Stephen
32	3	22.35	0.1342	2.4619	2.46	59 Hudson, Michael
33	0	0.00	0.0000	0.0000	0.00	55 Foster, James

**OPEN -- Overall Stage Results**  
**EFI SA STATE HANDGUN CHAMPIONSHIPS 2011**

Printed January 31, 2011 at 11:53



**Stage 4 -- RANGE 4**

	<b>PTS</b>	<b>TIME</b>	<b>HIT FACTOR</b>	<b>STAGE POINTS</b>	<b>STAGE PERCENT</b>	<b>COMPETITOR # Name</b>
1	50	4.80	10.4167	50.0000	100.00	14 McIntosh, Brodie
2	49	4.81	10.1871	48.8981	97.80	18 Curtis, Damien
3	47	4.97	9.4567	45.3924	90.78	120 Kotsoglo, Kalan
4	48	5.18	9.2664	44.4788	88.96	75 Vardanega, Paul
5	49	5.31	9.2279	44.2938	88.59	19 Georgiou, Michael
6	48	5.39	8.9054	42.7458	85.49	64 Anderson, Natalie
7	45	5.07	8.8757	42.6036	85.21	56 Hagiantonou, Paul
8	45	5.21	8.6372	41.4587	82.92	1 Arthur, Justin
9	48	5.77	8.3189	39.9307	79.86	71 Machin, Stan
10	46	5.78	7.9585	38.2007	76.40	70 Dwyer, Bernie
11	49	6.17	7.9417	38.1199	76.24	53 Elliott, Craig
12	50	6.40	7.8125	37.5000	75.00	39 Blowers, Alain
13	45	5.79	7.7720	37.3057	74.61	61 Cotton, Kris
14	49	6.33	7.7409	37.1564	74.31	41 Blowers, Karla
15	48	6.25	7.6800	36.8640	73.73	17 Petts, Doug
16	49	6.43	7.6205	36.5785	73.16	113 Moss, Andrew
17	48	6.43	7.4650	35.8320	71.66	23 Mc Conachie, David
18	49	6.59	7.4355	35.6904	71.38	40 Blowers, Linda
19	47	6.51	7.2197	34.6544	69.31	79 Tracey, Jake
20	35	4.90	7.1429	34.2857	68.57	90 Graham, Gareth
21	49	6.92	7.0809	33.9884	67.98	118 Bennett, Peter
22	44	6.22	7.0740	33.9550	67.91	72 Murty, Gregory
23	40	5.69	7.0299	33.7434	67.49	2 Arthur, Rhys
24	42	5.99	7.0117	33.6561	67.31	114 Gregory, Jason
25	48	6.94	6.9164	33.1988	66.40	96 Tabe, Glen
26	43	6.27	6.8581	32.9187	65.84	131 Lazaroo, Glen
27	49	7.37	6.6486	31.9132	63.83	62 Carroll, Lex
28	48	7.39	6.4953	31.1773	62.35	4 Astell, Jodie
29	49	7.60	6.4474	30.9474	61.89	52 Lilley, Des
30	47	7.47	6.2918	30.2008	60.40	119 Balsamo, Bob
31	47	7.48	6.2834	30.1604	60.32	129 Woodbridge, Luke
32	47	7.49	6.2750	30.1202	60.24	35 Baird, David
33	48	7.75	6.1935	29.7290	59.46	36 Whitehead, Kevin
34	47	7.74	6.0724	29.1473	58.29	33 Sleeth, Terence
35	49	8.17	5.9976	28.7882	57.58	49 Howes, Eddie
36	44	7.39	5.9540	28.5792	57.16	89 Carey, Mark
37	49	8.29	5.9107	28.3715	56.74	26 Porras, Robert
38	45	7.62	5.9055	28.3465	56.69	103 Williams, Peter
39	49	8.33	5.8824	28.2353	56.47	85 Blackaller, David
40	49	9.47	5.1742	24.8363	49.67	48 Thomas, Ken
41	44	8.58	5.1282	24.6154	49.23	117 Clark, Graeme
42	47	9.17	5.1254	24.6020	49.20	29 Spiller, Jane

**OPEN -- Overall Stage Results**  
**EFI SA STATE HANDGUN CHAMPIONSHIPS 2011**

Printed January 31, 2011 at 11:53




**Stage 4 -- RANGE 4**

	<b>PTS</b>	<b>TIME</b>	<b>HIT FACTOR</b>	<b>STAGE POINTS</b>	<b>STAGE PERCENT</b>	<b>COMPETITOR # Name</b>
43	49	9.89	4.9545	23.7816	47.56	11 Kuerschner, Ian
44	49	10.10	4.8515	23.2871	46.57	13 Blackmore, Peter
45	50	10.43	4.7939	23.0105	46.02	32 Sleeth, Julie
46	46	9.74	4.7228	22.6694	45.34	16 Adriaanse, John
47	47	10.11	4.6489	22.3145	44.63	95 Bland, Tom
48	48	10.72	4.4776	21.4925	42.99	65 Martel, Arthur
49	19	4.85	3.9175	18.8041	37.61	37 Edwards, Phillip
50	35	9.02	3.8803	18.6253	37.25	104 Sullivan (Snr), Joe
51	46	12.46	3.6918	17.7207	35.44	22 Butcher, Bryce
52	48	13.15	3.6502	17.5209	35.04	43 Connors, John
53	48	13.27	3.6172	17.3625	34.72	91 Graham, Gina
54	49	14.61	3.3539	16.0986	32.20	68 Chambers, Bruce
55	48	14.37	3.3403	16.0334	32.07	115 Gregory, Nicole
56	46	15.11	3.0443	14.6128	29.23	67 Power, William
57	44	15.45	2.8479	13.6699	27.34	51 Wong, Steven
58	47	16.73	2.8093	13.4848	26.97	6 Dickson, Ken
59	50	18.11	2.7609	13.2523	26.50	21 Butcher, Jeniene
60	45	18.64	2.4142	11.5880	23.18	3 Astell, Danielle
61	36	32.55	1.1060	5.3088	10.62	105 Moreland, Carol
62	0	19.95	0.0000	0.0000	0.00	8 Mitchell, Grant

**STANDARD -- Overall Stage Results**  
**EFI SA STATE HANDGUN CHAMPIONSHIPS 2011**

Printed January 31, 2011 at 11:53



**Stage 4 -- RANGE 4**

	<b>PTS</b>	<b>TIME</b>	<b>HIT FACTOR</b>	<b>STAGE POINTS</b>	<b>STAGE PERCENT</b>	<b>COMPETITOR # Name</b>
1	48	6.07	7.9077	50.0000	100.00	78 Loftes, Jonathan
2	49	7.39	6.6306	41.9246	83.85	83 Constable, Tony
3	49	7.43	6.5949	41.6989	83.40	86 Carey, Peter
4	49	7.69	6.3719	40.2891	80.58	132 Buntine, Ryan
5	44	6.93	6.3492	40.1455	80.29	101 Angelopoulos, Louie
6	49	8.01	6.1174	38.6795	77.36	109 Woodhouse, Robert
7	42	7.74	5.4264	34.3104	68.62	108 Taverner, Alistair
8	50	9.53	5.2466	33.1737	66.35	30 Williams, Chris
9	46	9.30	4.9462	31.2746	62.55	73 Tonellato, Mark
10	48	9.98	4.8096	30.4108	60.82	124 Baker, Mark
11	46	10.18	4.5187	28.5711	57.14	69 Astell, Robert
12	46	10.70	4.2991	27.1826	54.37	44 Wallhead, Neil
13	33	8.00	4.1250	26.0820	52.16	24 Wyatt, Dwayne
14	48	11.86	4.0472	25.5902	51.18	127 Moll, Adnrew
15	48	11.89	4.0370	25.5257	51.05	84 Hanegraaf, Paul
16	41	11.37	3.6060	22.8003	45.60	60 Brown, Richard
17	28	7.96	3.5176	22.2414	44.48	125 Jones, Gary
18	40	11.89	3.3642	21.2714	42.54	20 Manos, John
19	48	14.36	3.3426	21.1351	42.27	107 Taverner, Rod
20	38	11.38	3.3392	21.1134	42.23	97 Costello, Mark
21	46	13.90	3.3094	20.9248	41.85	34 Blackmore, Kim
22	50	15.15	3.3003	20.8677	41.74	93 Nullmeyers, Colin
23	48	15.00	3.2000	20.2333	40.47	25 Tucker, David
24	30	9.68	3.0992	19.5958	39.19	27 Porras, Zosanne
25	48	15.80	3.0380	19.2089	38.42	9 Phillips, Murray
26	46	17.71	2.5974	16.4232	32.85	94 Nullmeyers, Dorothy
27	27	10.82	2.4954	15.7781	31.56	88 Carey, Danielle
28	40	18.33	2.1822	13.7980	27.60	134 Meekins, Guy
29	33	17.08	1.9321	12.2164	24.43	66 Wallace, Neil
30	30	15.90	1.8868	11.9300	23.86	74 Tonellato, Daya
31	46	25.42	1.8096	11.4419	22.88	87 Carey, Christine
32	48	28.61	1.6777	10.6082	21.22	12 Kuerschner, Sandy
33	14	10.59	1.3220	8.3589	16.72	100 Crawford, Lindie
34	12	9.18	1.3072	8.2653	16.53	54 Merritt, Chuck
35	22	18.24	1.2061	7.6263	15.25	81 Houston, Jarred
36	5	7.53	0.6640	4.1985	8.40	112 Colbertaldo, Livio
37	0	0.00	0.0000	0.0000	0.00	7 Machin, Jack
38	0	16.61	0.0000	0.0000	0.00	82 Richardson, Lisa

**PRODUCTION -- Overall Stage Results**  
**EFI SA STATE HANDGUN CHAMPIONSHIPS 2011**

Printed January 31, 2011 at 11:53



**Stage 4 -- RANGE 4**

	<b>PTS</b>	<b>TIME</b>	<b>HIT FACTOR</b>	<b>STAGE POINTS</b>	<b>STAGE PERCENT</b>	<b>COMPETITOR # Name</b>
1	50	7.59	6.5876	50.0000	100.00	135 Sullivan (Jnr), Joseph
2	44	6.76	6.5089	49.4024	98.80	111 Hewett, Simon
3	46	7.13	6.4516	48.9677	97.94	31 Corbett, Warren
4	44	7.00	6.2857	47.7086	95.42	77 Hooper, Boyd
5	44	7.24	6.0773	46.1271	92.25	50 Wood, Bill
6	46	8.04	5.7214	43.4254	86.85	116 O'Donnell, Justin
7	50	9.19	5.4407	41.2949	82.59	126 Bourne, Brendan
8	42	7.81	5.3777	40.8169	81.63	5 Carruthers, Scott
9	48	9.43	5.0901	38.6341	77.27	122 Tremlow, Ross
10	44	8.86	4.9661	37.6930	75.39	28 Modra, Steven
11	46	9.33	4.9303	37.4212	74.84	45 Ellis, Chris
12	48	9.91	4.8436	36.7629	73.53	99 Crawford, Andrew
13	42	8.76	4.7945	36.3904	72.78	15 Dovi, John
14	50	10.65	4.6948	35.6338	71.27	133 Camacho, Adam
15	40	8.69	4.6030	34.9367	69.87	128 Marks, Jess
16	33	7.39	4.4655	33.8931	67.79	46 Tueno, Gary
17	42	9.85	4.2640	32.3634	64.73	123 Trenlow, Shane
18	42	9.91	4.2381	32.1675	64.34	80 Houston, Scott
19	42	10.44	4.0230	30.5345	61.07	10 Young, Richard
20	33	8.69	3.7975	28.8228	57.65	42 Pallone, Stephen
21	48	12.71	3.7766	28.6640	57.33	110 Nalupta, Greg
22	50	13.80	3.6232	27.5000	55.00	130 Giles, Alan
23	42	11.72	3.5836	27.1997	54.40	102 Angelopoulos, James
24	44	12.79	3.4402	26.1110	52.22	76 Smith, Colin
25	50	15.21	3.2873	24.9507	49.90	63 Craig, Jon
26	44	14.50	3.0345	23.0317	46.06	57 Hagiantoniou, Savvas
27	38	13.90	2.7338	20.7496	41.50	58 Hagiantoniou, Stavros
28	38	14.01	2.7123	20.5867	41.17	59 Hudson, Michael
29	23	10.23	2.2483	17.0645	34.13	47 Brown, Steve
30	31	14.44	2.1468	16.2943	32.59	98 Harrison, James
31	38	21.48	1.7691	13.4274	26.85	121 Rowatt, Ped
32	50	30.32	1.6491	12.5165	25.03	38 Spinks, Rod
33	0	0.00	0.0000	0.0000	0.00	55 Foster, James

**OPEN -- Overall Stage Results**  
**EFI SA STATE HANDGUN CHAMPIONSHIPS 2011**

Printed January 31, 2011 at 11:53



**Stage 5 -- RANGE 5**

	<b>PTS</b>	<b>TIME</b>	<b>HIT FACTOR</b>	<b>STAGE POINTS</b>	<b>STAGE PERCENT</b>	<b>COMPETITOR # Name</b>
1	81	10.38	7.8035	85.0000	100.00	90 Graham, Gareth
2	80	10.29	7.7745	84.6849	99.63	1 Arthur, Justin
3	81	10.94	7.4040	80.6490	94.88	14 McIntosh, Brodie
4	81	11.07	7.3171	79.7019	93.77	120 Kotsoglo, Kalan
5	82	11.86	6.9140	75.3113	88.60	18 Curtis, Damien
6	81	11.97	6.7669	73.7093	86.72	113 Moss, Andrew
7	79	12.00	6.5833	71.7096	84.36	23 Mc Conachie, David
8	83	12.63	6.5717	71.5824	84.21	26 Porras, Robert
9	79	12.03	6.5669	71.5307	84.15	2 Arthur, Rhys
10	78	12.30	6.3415	69.0750	81.26	79 Tracey, Jake
11	83	13.09	6.3407	69.0669	81.26	70 Dwyer, Bernie
12	80	12.69	6.3042	68.6688	80.79	41 Blowers, Karla
13	80	12.76	6.2696	68.2921	80.34	36 Whitehead, Kevin
14	83	13.37	6.2079	67.6204	79.55	64 Anderson, Natalie
15	80	13.21	6.0560	65.9657	77.61	118 Bennett, Peter
16	85	14.07	6.0412	65.8046	77.42	85 Blackaller, David
17	83	13.97	5.9413	64.7162	76.14	61 Cotton, Kris
18	80	13.58	5.8910	64.1684	75.49	39 Blowers, Alain
19	75	12.80	5.8594	63.8238	75.09	56 Hagiantoniou, Paul
20	82	14.02	5.8488	63.7085	74.95	17 Petts, Doug
21	79	13.57	5.8217	63.4130	74.60	114 Gregory, Jason
22	80	14.53	5.5058	59.9730	70.56	53 Elliott, Craig
23	83	15.55	5.3376	58.1405	68.40	72 Murty, Gregory
24	82	15.80	5.1899	56.5312	66.51	103 Williams, Peter
25	81	16.01	5.0593	55.1093	64.83	96 Tabe, Glen
26	80	15.83	5.0537	55.0478	64.76	35 Baird, David
27	79	15.70	5.0318	54.8099	64.48	89 Carey, Mark
28	82	16.72	4.9043	53.4206	62.85	49 Howes, Eddie
29	82	16.76	4.8926	53.2931	62.70	117 Clark, Graeme
30	66	13.64	4.8387	52.7061	62.01	40 Blowers, Linda
31	76	15.88	4.7859	52.1308	61.33	4 Astell, Jodie
32	55	11.64	4.7251	51.4684	60.55	19 Georgiou, Michael
33	78	16.52	4.7215	51.4299	60.51	119 Balsamo, Bob
34	82	17.86	4.5913	50.0108	58.84	33 Sleeth, Terence
35	79	17.36	4.5507	49.5688	58.32	104 Sullivan (Snr), Joe
36	82	18.26	4.4907	48.9153	57.55	16 Adriaanse, John
37	84	18.85	4.4562	48.5399	57.11	52 Lilley, Des
38	85	19.09	4.4526	48.5003	57.06	6 Dickson, Ken
39	83	18.80	4.4149	48.0896	56.58	48 Thomas, Ken
40	82	18.69	4.3874	47.7899	56.22	11 Kuerschner, Ian
41	54	12.31	4.3867	47.7823	56.21	75 Vardanega, Paul
42	82	18.78	4.3663	47.5608	55.95	13 Blackmore, Peter

**OPEN -- Overall Stage Results**  
**EFI SA STATE HANDGUN CHAMPIONSHIPS 2011**

Printed January 31, 2011 at 11:53



**Stage 5 -- RANGE 5**

	<b>PTS</b>	<b>TIME</b>	<b>HIT FACTOR</b>	<b>STAGE POINTS</b>	<b>STAGE PERCENT</b>	<b>COMPETITOR # Name</b>
43	84	19.61	4.2835	46.6587	54.89	68 Chambers, Bruce
44	83	19.89	4.1730	45.4543	53.48	32 Sleeth, Julie
45	83	19.96	4.1583	45.2948	53.29	65 Martel, Arthur
46	55	13.28	4.1416	45.1124	53.07	71 Machin, Stan
47	74	18.17	4.0726	44.3617	52.19	95 Bland, Tom
48	78	19.25	4.0519	44.1362	51.92	67 Power, William
49	76	18.77	4.0490	44.1043	51.89	91 Graham, Gina
50	80	20.07	3.9860	43.4184	51.08	62 Carroll, Lex
51	54	14.11	3.8271	41.6867	49.04	131 Lazaroo, Glen
52	81	21.35	3.7939	41.3255	48.62	51 Wong, Steven
53	49	13.24	3.7009	40.3125	47.43	37 Edwards, Phillip
54	73	20.51	3.5592	38.7693	45.61	3 Astell, Danielle
55	77	22.19	3.4700	37.7976	44.47	115 Gregory, Nicole
56	64	20.83	3.0725	33.4674	39.37	22 Butcher, Bryce
57	84	27.35	3.0713	33.4544	39.36	8 Mitchell, Grant
58	83	27.59	3.0083	32.7686	38.55	43 Connors, John
59	79	26.80	2.9478	32.1088	37.78	29 Spiller, Jane
60	83	32.31	2.5689	27.9816	32.92	129 Woodbridge, Luke
61	85	33.32	2.5510	27.7872	32.69	21 Butcher, Jeniene
62	60	36.24	1.6556	18.0341	21.22	105 Moreland, Carol

**STANDARD -- Overall Stage Results**  
**EFI SA STATE HANDGUN CHAMPIONSHIPS 2011**

Printed January 31, 2011 at 11:53



**Stage 5 -- RANGE 5**

	<b>PTS</b>	<b>TIME</b>	<b>HIT FACTOR</b>	<b>STAGE POINTS</b>	<b>STAGE PERCENT</b>	<b>COMPETITOR # Name</b>
1	81	12.75	6.3529	85.0000	100.00	78 Loftes, Jonathan
2	81	13.10	6.1832	82.7290	97.33	86 Carey, Peter
3	77	13.86	5.5556	74.3313	87.45	83 Constable, Tony
4	77	14.64	5.2596	70.3710	82.79	101 Angelopoulos, Louie
5	83	17.69	4.6919	62.7761	73.85	132 Buntine, Ryan
6	71	15.27	4.6496	62.2105	73.19	44 Wallhead, Neil
7	77	17.05	4.5161	60.4241	71.09	30 Williams, Chris
8	75	16.74	4.4803	59.9446	70.52	60 Brown, Richard
9	81	18.58	4.3595	58.3288	68.62	108 Taverner, Alistair
10	83	19.25	4.3117	57.6888	67.87	93 Nullmeyers, Colin
11	77	18.04	4.2683	57.1082	67.19	24 Wyatt, Dwayne
12	77	18.88	4.0784	54.5673	64.20	54 Merritt, Chuck
13	67	16.46	4.0705	54.4614	64.07	73 Tonellato, Mark
14	81	19.99	4.0520	54.2146	63.78	88 Carey, Danielle
15	73	19.74	3.6981	49.4789	58.21	74 Tonellato, Daya
16	73	19.77	3.6925	49.4038	58.12	125 Jones, Gary
17	53	14.39	3.6831	49.2787	57.97	109 Woodhouse, Robert
18	73	19.93	3.6628	49.0072	57.66	97 Costello, Mark
19	81	23.26	3.4824	46.5929	54.82	34 Blackmore, Kim
20	75	21.78	3.4435	46.0731	54.20	9 Phillips, Murray
21	75	22.39	3.3497	44.8179	52.73	134 Meekins, Guy
22	83	25.28	3.2832	43.9284	51.68	127 Moll, Adnrew
23	65	21.10	3.0806	41.2169	48.49	27 Porras, Zosanne
24	79	25.69	3.0751	41.1441	48.40	84 Hanegraaf, Paul
25	77	25.05	3.0739	41.1270	48.38	94 Nullmeyers, Dorothy
26	53	17.96	2.9510	39.4833	46.45	69 Astell, Robert
27	39	13.27	2.9390	39.3222	46.26	20 Manos, John
28	71	24.16	2.9387	39.3193	46.26	107 Taverner, Rod
29	79	28.63	2.7593	36.9190	43.43	100 Crawford, Lindie
30	85	34.44	2.4681	33.0217	38.85	25 Tucker, David
31	79	32.13	2.4588	32.8973	38.70	82 Richardson, Lisa
32	69	29.13	2.3687	31.6922	37.28	87 Carey, Christine
33	58	26.77	2.1666	28.9884	34.10	66 Wallace, Neil
34	71	32.99	2.1522	28.7952	33.88	12 Kuerschner, Sandy
35	84	41.02	2.0478	27.3986	32.23	124 Baker, Mark
36	50	25.23	1.9818	26.5153	31.19	81 Houston, Jarred
37	0	0.00	0.0000	0.0000	0.00	7 Machin, Jack
38	0	4.69	0.0000	0.0000	0.00	112 Colbertaldo, Livio

**PRODUCTION -- Overall Stage Results**  
**EFI SA STATE HANDGUN CHAMPIONSHIPS 2011**

Printed January 31, 2011 at 11:53



**Stage 5 -- RANGE 5**

	<b>PTS</b>	<b>TIME</b>	<b>HIT FACTOR</b>	<b>STAGE POINTS</b>	<b>STAGE PERCENT</b>	<b>COMPETITOR # Name</b>
1	83	13.32	6.2312	85.0000	100.00	46 Tueno, Gary
2	73	13.07	5.5853	76.1890	89.63	110 Nalupta, Greg
3	71	13.05	5.4406	74.2152	87.31	50 Wood, Bill
4	77	14.54	5.2957	72.2389	84.99	77 Hooper, Boyd
5	75	14.38	5.2156	71.1455	83.70	31 Corbett, Warren
6	79	15.55	5.0804	69.3014	81.53	28 Modra, Steven
7	77	15.23	5.0558	68.9661	81.14	45 Ellis, Chris
8	73	14.92	4.8928	66.7420	78.52	58 Hagiantoniou, Stavros
9	75	15.90	4.7170	64.3442	75.70	99 Crawford, Andrew
10	79	16.82	4.6968	64.0687	75.37	10 Young, Richard
11	79	16.87	4.6829	63.8788	75.15	15 Dovi, John
12	73	15.69	4.6526	63.4666	74.67	116 O'Donnell, Justin
13	69	15.38	4.4863	61.1981	72.00	80 Houston, Scott
14	73	16.72	4.3660	59.5568	70.07	76 Smith, Colin
15	73	16.79	4.3478	59.3085	69.77	5 Carruthers, Scott
16	75	17.67	4.2445	57.8988	68.12	42 Pallone, Stephen
17	56	13.32	4.2042	57.3494	67.47	111 Hewett, Simon
18	83	19.91	4.1688	56.8659	66.90	130 Giles, Alan
19	63	15.36	4.1016	55.9493	65.82	121 Rowatt, Ped
20	79	19.45	4.0617	55.4055	65.18	133 Camacho, Adam
21	69	17.29	3.9907	54.4376	64.04	57 Hagiantoniou, Savvas
22	60	15.99	3.7523	51.1856	60.22	135 Sullivan (Jnr), Joseph
23	73	19.93	3.6628	49.9644	58.78	59 Hudson, Michael
24	73	20.68	3.5300	48.1523	56.65	47 Brown, Steve
25	69	20.85	3.3094	45.1428	53.11	123 Trenlow, Shane
26	83	25.90	3.2046	43.7143	51.43	98 Harrison, James
27	77	26.31	2.9266	39.9222	46.97	63 Craig, Jon
28	54	19.51	2.7678	37.7556	44.42	126 Bourne, Brendan
29	39	14.78	2.6387	35.9944	42.35	122 Tremlow, Ross
30	54	21.46	2.5163	34.3249	40.38	102 Angelopoulos, James
31	79	35.53	2.2235	30.3303	35.68	128 Marks, Jess
32	83	46.62	1.7804	24.2857	28.57	38 Spinks, Rod
33	0	0.00	0.0000	0.0000	0.00	55 Foster, James

**OPEN -- Overall Stage Results**  
**EFI SA STATE HANDGUN CHAMPIONSHIPS 2011**


Printed January 31, 2011 at 11:53



**Stage 6 -- RANGE 6**

	<b>PTS</b>	<b>TIME</b>	<b>HIT FACTOR</b>	<b>STAGE POINTS</b>	<b>STAGE PERCENT</b>	<b>COMPETITOR # Name</b>
1	45	3.92	11.4796	45.0000	100.00	14 McIntosh, Brodie
2	45	4.81	9.3555	36.6736	81.50	18 Curtis, Damien
3	42	4.72	8.8983	34.8814	77.51	2 Arthur, Rhys
4	43	4.87	8.8296	34.6119	76.92	41 Blowers, Karla
5	36	4.09	8.8020	34.5037	76.67	120 Kotsoglo, Kalan
6	42	4.82	8.7137	34.1577	75.91	56 Hagiantoniou, Paul
7	39	4.48	8.7054	34.1250	75.83	1 Arthur, Justin
8	43	4.97	8.6519	33.9155	75.37	37 Edwards, Phillip
9	45	5.50	8.1818	32.0727	71.27	70 Dwyer, Bernie
10	41	5.03	8.1511	31.9523	71.01	19 Georgiou, Michael
11	40	5.07	7.8895	30.9270	68.73	26 Porras, Robert
12	42	5.34	7.8652	30.8315	68.51	113 Moss, Andrew
13	43	5.52	7.7899	30.5362	67.86	90 Graham, Gareth
14	43	5.69	7.5571	29.6239	65.83	53 Elliott, Craig
15	43	5.72	7.5175	29.4685	65.49	71 Machin, Stan
16	44	5.99	7.3456	28.7947	63.99	118 Bennett, Peter
17	43	5.92	7.2635	28.4730	63.27	11 Kuerschner, Ian
18	42	5.79	7.2539	28.4352	63.19	62 Carroll, Lex
19	44	6.20	7.0968	27.8194	61.82	40 Blowers, Linda
20	44	6.25	7.0400	27.5968	61.33	96 Tabe, Glen
21	42	6.11	6.8740	26.9460	59.88	103 Williams, Peter
22	44	6.62	6.6465	26.0544	57.90	35 Baird, David
23	45	6.82	6.5982	25.8651	57.48	85 Blackaller, David
24	41	6.50	6.3077	24.7262	54.95	79 Tracey, Jake
25	44	7.14	6.1625	24.1569	53.68	61 Cotton, Kris
26	43	7.02	6.1254	24.0114	53.36	64 Anderson, Natalie
27	44	7.27	6.0523	23.7249	52.72	16 Adriaanse, John
28	43	7.13	6.0309	23.6410	52.54	43 Connors, John
29	44	7.38	5.9621	23.3713	51.94	117 Clark, Graeme
30	43	7.26	5.9229	23.2176	51.59	91 Graham, Gina
31	43	7.42	5.7951	22.7170	50.48	33 Sleeth, Terence
32	45	7.80	5.7692	22.6154	50.26	65 Martel, Arthur
33	41	7.23	5.6708	22.2296	49.40	49 Howes, Eddie
34	41	7.29	5.6241	22.0466	48.99	39 Blowers, Alain
35	27	4.91	5.4990	21.5560	47.90	17 Petts, Doug
36	28	5.11	5.4795	21.4795	47.73	75 Vardanega, Paul
37	44	8.08	5.4455	21.3465	47.44	67 Power, William
38	40	7.39	5.4127	21.2179	47.15	129 Woodbridge, Luke
39	43	8.03	5.3549	20.9913	46.65	4 Astell, Jodie
40	43	8.05	5.3416	20.9391	46.53	72 Murty, Gregory
41	42	8.23	5.1033	20.0049	44.46	32 Sleeth, Julie
42	29	5.82	4.9828	19.5326	43.41	52 Lilley, Des

**OPEN -- Overall Stage Results**  
**EFI SA STATE HANDGUN CHAMPIONSHIPS 2011**  
 Printed January 31, 2011 at 11:53



**Stage 6 -- RANGE 6**

	<b>PTS</b>	<b>TIME</b>	<b>HIT FACTOR</b>	<b>STAGE POINTS</b>	<b>STAGE PERCENT</b>	<b>COMPETITOR # Name</b>
43	43	8.86	4.8533	19.0248	42.28	68 Chambers, Bruce
44	42	8.97	4.6823	18.3545	40.79	89 Carey, Mark
45	25	5.38	4.6468	18.2156	40.48	114 Gregory, Jason
46	37	8.35	4.4311	17.3701	38.60	6 Dickson, Ken
47	37	8.35	4.4311	17.3701	38.60	36 Whitehead, Kevin
48	35	8.11	4.3157	16.9174	37.59	119 Balsamo, Bob
49	44	10.40	4.2308	16.5846	36.85	23 Mc Conachie, David
50	38	9.36	4.0598	15.9145	35.37	3 Astell, Danielle
51	39	9.63	4.0498	15.8754	35.28	115 Gregory, Nicole
52	29	7.54	3.8462	15.0769	33.50	48 Thomas, Ken
53	26	7.16	3.6313	14.2346	31.63	131 Lazaroo, Glen
54	29	8.32	3.4856	13.6635	30.36	13 Blackmore, Peter
55	44	12.66	3.4755	13.6240	30.28	21 Butcher, Jeniene
56	26	8.31	3.1288	12.2647	27.25	51 Wong, Steven
57	29	9.60	3.0208	11.8417	26.31	8 Mitchell, Grant
58	42	18.27	2.2989	9.0115	20.03	105 Moreland, Carol
59	25	12.78	1.9562	7.6682	17.04	95 Bland, Tom
60	10	7.79	1.2837	5.0321	11.18	29 Spiller, Jane
61	10	8.43	1.1862	4.6501	10.33	22 Butcher, Bryce
62	0	8.00	0.0000	0.0000	0.00	104 Sullivan (Snr), Joe

**STANDARD -- Overall Stage Results**  
**EFI SA STATE HANDGUN CHAMPIONSHIPS 2011**

Printed January 31, 2011 at 11:53



**Stage 6 -- RANGE 6**

	<b>PTS</b>	<b>TIME</b>	<b>HIT FACTOR</b>	<b>STAGE POINTS</b>	<b>STAGE PERCENT</b>	<b>COMPETITOR # Name</b>
1	45	5.72	7.8671	45.0000	100.00	78 Loftes, Jonathan
2	41	6.39	6.4163	36.7011	81.56	132 Buntine, Ryan
3	38	5.96	6.3758	36.4698	81.04	86 Carey, Peter
4	39	6.70	5.8209	33.2955	73.99	60 Brown, Richard
5	37	6.38	5.7994	33.1724	73.72	20 Manos, John
6	43	7.91	5.4362	31.0948	69.10	69 Astell, Robert
7	27	5.21	5.1823	29.6430	65.87	109 Woodhouse, Robert
8	37	7.27	5.0894	29.1114	64.69	125 Jones, Gary
9	28	6.13	4.5677	26.1272	58.06	83 Constable, Tony
10	37	8.21	4.5067	25.7783	57.29	73 Tonellato, Mark
11	33	7.56	4.3651	24.9683	55.49	108 Taverner, Alistair
12	45	10.36	4.3436	24.8456	55.21	9 Phillips, Murray
13	41	9.52	4.3067	24.6345	54.74	93 Nullmeyers, Colin
14	35	8.15	4.2945	24.5644	54.59	54 Merritt, Chuck
15	25	6.39	3.9124	22.3787	49.73	124 Baker, Mark
16	33	8.47	3.8961	22.2857	49.52	24 Wyatt, Dwayne
17	35	9.10	3.8462	22.0000	48.89	34 Blackmore, Kim
18	24	6.68	3.5928	20.5509	45.67	44 Wallhead, Neil
19	41	11.44	3.5839	20.5000	45.56	88 Carey, Danielle
20	25	7.13	3.5063	20.0561	44.57	112 Colbertaldo, Livio
21	24	7.02	3.4188	19.5556	43.46	30 Williams, Chris
22	41	13.69	2.9949	17.1308	38.07	107 Taverner, Rod
23	33	11.54	2.8596	16.3570	36.35	74 Tonellato, Daya
24	33	11.79	2.7990	16.0102	35.58	100 Crawford, Lindie
25	43	15.87	2.7095	15.4984	34.44	94 Nullmeyers, Dorothy
26	31	12.17	2.5472	14.5703	32.38	27 Porras, Zosanne
27	18	7.23	2.4896	14.2407	31.65	101 Angelopoulos, Louie
28	26	10.62	2.4482	14.0038	31.12	127 Moll, Adnrew
29	22	9.30	2.3656	13.5312	30.07	134 Meekins, Guy
30	37	16.14	2.2924	13.1128	29.14	81 Houston, Jarred
31	22	12.50	1.7600	10.0672	22.37	82 Richardson, Lisa
32	26	14.83	1.7532	10.0283	22.29	25 Tucker, David
33	13	9.30	1.3978	7.9957	17.77	97 Costello, Mark
34	18	13.13	1.3709	7.8416	17.43	87 Carey, Christine
35	13	10.70	1.2150	6.9495	15.44	84 Hanegraaf, Paul
36	9	19.64	0.4582	2.6212	5.82	66 Wallace, Neil
37	0	0.00	0.0000	0.0000	0.00	7 Machin, Jack
38	0	13.12	0.0000	0.0000	0.00	12 Kuerschner, Sandy

**PRODUCTION -- Overall Stage Results**  
**EFI SA STATE HANDGUN CHAMPIONSHIPS 2011**

Printed January 31, 2011 at 11:53



**Stage 6 -- RANGE 6**

	<b>PTS</b>	<b>TIME</b>	<b>HIT FACTOR</b>	<b>STAGE POINTS</b>	<b>STAGE PERCENT</b>	<b>COMPETITOR # Name</b>
1	45	5.95	7.5630	45.0000	100.00	46 Tueno, Gary
2	39	6.02	6.4784	38.5465	85.66	31 Corbett, Warren
3	35	5.51	6.3521	37.7949	83.99	50 Wood, Bill
4	39	6.42	6.0748	36.1449	80.32	122 Tremlow, Ross
5	41	6.76	6.0651	36.0873	80.19	28 Modra, Steven
6	37	6.58	5.6231	33.4574	74.35	116 O'Donnell, Justin
7	39	7.02	5.5556	33.0556	73.46	5 Carruthers, Scott
8	45	8.54	5.2693	31.3525	69.67	10 Young, Richard
9	43	8.36	5.1435	30.6041	68.01	47 Brown, Steve
10	41	8.30	4.9398	29.3916	65.31	15 Dovi, John
11	35	7.23	4.8409	28.8036	64.01	135 Sullivan (Jnr), Joseph
12	41	8.51	4.8179	28.6663	63.70	76 Smith, Colin
13	37	8.48	4.3632	25.9611	57.69	58 Hagiantoniou, Stavros
14	33	8.38	3.9379	23.4308	52.07	111 Hewett, Simon
15	26	6.86	3.7901	22.5510	50.11	45 Ellis, Chris
16	33	8.71	3.7887	22.5431	50.10	133 Camacho, Adam
17	24	7.35	3.2653	19.4286	43.17	99 Crawford, Andrew
18	33	10.11	3.2641	19.4214	43.16	128 Marks, Jess
19	39	12.04	3.2392	19.2733	42.83	63 Craig, Jon
20	39	12.96	3.0093	17.9051	39.79	98 Harrison, James
21	27	9.62	2.8067	16.6996	37.11	121 Rowatt, Ped
22	24	8.66	2.7714	16.4896	36.64	130 Giles, Alan
23	24	8.83	2.7180	16.1721	35.94	123 Trenlow, Shane
24	28	12.65	2.2134	13.1700	29.27	110 Nalupta, Greg
25	15	6.81	2.2026	13.1057	29.12	77 Hooper, Boyd
26	14	6.40	2.1875	13.0156	28.92	80 Houston, Scott
27	31	14.90	2.0805	12.3792	27.51	57 Hagiantoniou, Savvas
28	27	13.05	2.0690	12.3103	27.36	42 Pallone, Stephen
29	22	13.59	1.6188	9.6321	21.40	126 Bourne, Brendan
30	14	10.01	1.3986	8.3217	18.49	59 Hudson, Michael
31	0	0.00	0.0000	0.0000	0.00	55 Foster, James
32	0	12.56	0.0000	0.0000	0.00	38 Spinks, Rod
33	0	15.96	0.0000	0.0000	0.00	102 Angelopoulos, James

**OPEN -- Overall Stage Results**  
**EFI SA STATE HANDGUN CHAMPIONSHIPS 2011**

Printed January 31, 2011 at 11:53



**Stage 7 -- RANGE 6**

	<b>PTS</b>	<b>TIME</b>	<b>HIT FACTOR</b>	<b>STAGE POINTS</b>	<b>STAGE PERCENT</b>	<b>COMPETITOR # Name</b>
1	49	4.20	11.6667	50.0000	100.00	14 McIntosh, Brodie
2	46	4.06	11.3301	48.5574	97.11	1 Arthur, Justin
3	45	4.16	10.8173	46.3599	92.72	120 Kotsoglo, Kalan
4	48	4.44	10.8108	46.3320	92.66	113 Moss, Andrew
5	47	4.35	10.8046	46.3054	92.61	23 Mc Conachie, David
6	44	4.25	10.3529	44.3698	88.74	56 Hagiantoniou, Paul
7	47	4.65	10.1075	43.3180	86.64	90 Graham, Gareth
8	44	4.39	10.0228	42.9548	85.91	26 Porras, Robert
9	44	4.56	9.6491	41.3534	82.71	18 Curtis, Damien
10	45	4.67	9.6360	41.2970	82.59	71 Machin, Stan
11	47	4.93	9.5335	40.8577	81.72	79 Tracey, Jake
12	48	5.17	9.2843	39.7900	79.58	64 Anderson, Natalie
13	48	5.20	9.2308	39.5604	79.12	118 Bennett, Peter
14	43	4.71	9.1295	39.1265	78.25	53 Elliott, Craig
15	47	5.45	8.6239	36.9594	73.92	70 Dwyer, Bernie
16	43	5.06	8.4980	36.4201	72.84	2 Arthur, Rhys
17	43	5.10	8.4314	36.1345	72.27	19 Georgiou, Michael
18	43	5.26	8.1749	35.0353	70.07	17 Petts, Doug
19	43	5.37	8.0074	34.3176	68.64	4 Astell, Jodie
20	46	5.86	7.8498	33.6421	67.28	85 Blackaller, David
21	48	6.43	7.4650	31.9929	63.99	49 Howes, Eddie
22	46	6.21	7.4074	31.7460	63.49	48 Thomas, Ken
23	44	6.04	7.2848	31.2204	62.44	62 Carroll, Lex
24	32	4.47	7.1588	30.6807	61.36	37 Edwards, Phillip
25	38	5.37	7.0764	30.3272	60.65	61 Cotton, Kris
26	43	6.31	6.8146	29.2053	58.41	91 Graham, Gina
27	40	5.93	6.7454	28.9087	57.82	114 Gregory, Jason
28	38	5.69	6.6784	28.6216	57.24	39 Blowers, Alain
29	44	6.64	6.6265	28.3993	56.80	129 Woodbridge, Luke
30	46	6.96	6.6092	28.3251	56.65	6 Dickson, Ken
31	44	7.00	6.2857	26.9388	53.88	16 Adriaanse, John
32	43	7.01	6.1341	26.2890	52.58	89 Carey, Mark
33	45	7.41	6.0729	26.0266	52.05	119 Balsamo, Bob
34	49	8.08	6.0644	25.9901	51.98	65 Martel, Arthur
35	38	6.28	6.0510	25.9327	51.87	40 Blowers, Linda
36	40	6.76	5.9172	25.3593	50.72	103 Williams, Peter
37	42	7.15	5.8741	25.1748	50.35	96 Tabe, Glen
38	35	6.00	5.8333	25.0000	50.00	8 Mitchell, Grant
39	44	7.86	5.5980	23.9913	47.98	52 Lilley, Des
40	39	6.99	5.5794	23.9117	47.82	67 Power, William
41	46	8.26	5.5690	23.8672	47.73	35 Baird, David
42	44	8.40	5.2381	22.4490	44.90	51 Wong, Steven

**OPEN -- Overall Stage Results**  
**EFI SA STATE HANDGUN CHAMPIONSHIPS 2011**

Printed January 31, 2011 at 11:53




**Stage 7 -- RANGE 6**

	<b>PTS</b>	<b>TIME</b>	<b>HIT FACTOR</b>	<b>STAGE POINTS</b>	<b>STAGE PERCENT</b>	<b>COMPETITOR # Name</b>
43	43	8.22	5.2311	22.4192	44.84	72 Murty, Gregory
44	44	9.01	4.8835	20.9291	41.86	68 Chambers, Bruce
45	43	9.06	4.7461	20.3406	40.68	22 Butcher, Bryce
46	36	8.19	4.3956	18.8383	37.68	33 Sleeth, Terence
47	41	10.17	4.0315	17.2777	34.56	41 Blowers, Karla
48	18	4.48	4.0179	17.2194	34.44	36 Whitehead, Kevin
49	46	11.55	3.9827	17.0686	34.14	13 Blackmore, Peter
50	39	10.00	3.9000	16.7143	33.43	21 Butcher, Jeniene
51	26	7.45	3.4899	14.9569	29.91	75 Vardanega, Paul
52	29	8.64	3.3565	14.3849	28.77	95 Bland, Tom
53	26	8.50	3.0588	13.1092	26.22	43 Connors, John
54	34	12.05	2.8216	12.0925	24.18	32 Sleeth, Julie
55	41	14.79	2.7721	11.8806	23.76	11 Kuerschner, Ian
56	29	11.28	2.5709	11.0182	22.04	29 Spiller, Jane
57	43	16.79	2.5610	10.9759	21.95	104 Sullivan (Snr), Joe
58	14	5.61	2.4955	10.6952	21.39	131 Lazaroo, Glen
59	14	10.72	1.3060	5.5970	11.19	3 Astell, Danielle
60	17	14.66	1.1596	4.9698	9.94	115 Gregory, Nicole
61	4	11.69	0.3422	1.4665	2.93	117 Clark, Graeme
62	0	11.63	0.0000	0.0000	0.00	105 Moreland, Carol

**STANDARD -- Overall Stage Results**  
**EFI SA STATE HANDGUN CHAMPIONSHIPS 2011**

Printed January 31, 2011 at 11:53



**Stage 7 -- RANGE 6**

	<b>PTS</b>	<b>TIME</b>	<b>HIT FACTOR</b>	<b>STAGE POINTS</b>	<b>STAGE PERCENT</b>	<b>COMPETITOR # Name</b>
1	45	4.54	9.9119	50.0000	100.00	78 Loftes, Jonathan
2	45	5.10	8.8235	44.5098	89.02	109 Woodhouse, Robert
3	41	6.09	6.7323	33.9610	67.92	83 Constable, Tony
4	46	6.87	6.6958	33.7765	67.55	73 Tonellato, Mark
5	32	5.18	6.1776	31.1626	62.33	44 Wallhead, Neil
6	40	6.53	6.1256	30.9001	61.80	86 Carey, Peter
7	42	7.11	5.9072	29.7984	59.60	101 Angelopoulos, Louie
8	50	9.48	5.2743	26.6057	53.21	93 Nullmeyers, Colin
9	30	5.75	5.2174	26.3188	52.64	69 Astell, Robert
10	38	7.42	5.1213	25.8341	51.67	30 Williams, Chris
11	36	8.15	4.4172	22.2822	44.56	84 Hanegraaf, Paul
12	36	8.57	4.2007	21.1902	42.38	88 Carey, Danielle
13	34	8.31	4.0915	20.6391	41.28	60 Brown, Richard
14	30	7.65	3.9216	19.7821	39.56	12 Kuerschner, Sandy
15	42	10.95	3.8356	19.3486	38.70	25 Tucker, David
16	37	9.89	3.7412	18.8720	37.74	132 Buntine, Ryan
17	35	10.22	3.4247	17.2755	34.55	125 Jones, Gary
18	34	10.14	3.3531	16.9143	33.83	94 Nullmeyers, Dorothy
19	31	9.29	3.3369	16.8329	33.67	9 Phillips, Murray
20	33	10.12	3.2609	16.4493	32.90	107 Taverner, Rod
21	33	10.48	3.1489	15.8842	31.77	134 Meekins, Guy
22	32	10.25	3.1220	15.7485	31.50	82 Richardson, Lisa
23	26	8.33	3.1212	15.7450	31.49	97 Costello, Mark
24	17	5.56	3.0576	15.4237	30.85	20 Manos, John
25	46	15.08	3.0504	15.3876	30.78	127 Moll, Adnrew
26	38	12.51	3.0376	15.3229	30.65	124 Baker, Mark
27	30	9.90	3.0303	15.2862	30.57	24 Wyatt, Dwayne
28	31	10.28	3.0156	15.2118	30.42	100 Crawford, Lindie
29	27	9.56	2.8243	14.2469	28.49	112 Colbertaldo, Livio
30	30	10.76	2.7881	14.0644	28.13	108 Taverner, Alistair
31	30	11.20	2.6786	13.5119	27.02	27 Porras, Zosanne
32	14	5.28	2.6515	13.3754	26.75	54 Merritt, Chuck
33	41	15.81	2.5933	13.0817	26.16	34 Blackmore, Kim
34	35	13.69	2.5566	12.8967	25.79	87 Carey, Christine
35	27	15.70	1.7197	8.6752	17.35	74 Tonellato, Daya
36	33	20.01	1.6492	8.3192	16.64	81 Houston, Jarred
37	3	21.58	0.1390	0.7013	1.40	66 Wallace, Neil
38	0	0.00	0.0000	0.0000	0.00	7 Machin, Jack

**PRODUCTION -- Overall Stage Results**  
**EFI SA STATE HANDGUN CHAMPIONSHIPS 2011**

Printed January 31, 2011 at 11:53



**Stage 7 -- RANGE 6**

	<b>PTS</b>	<b>TIME</b>	<b>HIT FACTOR</b>	<b>STAGE POINTS</b>	<b>STAGE PERCENT</b>	<b>COMPETITOR # Name</b>
1	46	5.25	8.7619	50.0000	100.00	46 Tueno, Gary
2	46	6.23	7.3836	42.1348	84.27	5 Carruthers, Scott
3	44	6.08	7.2368	41.2972	82.59	111 Hewett, Simon
4	42	6.59	6.3733	36.3693	72.74	45 Ellis, Chris
5	37	5.92	6.2500	35.6658	71.33	135 Sullivan (Jnr), Joseph
6	42	6.76	6.2130	35.4547	70.91	31 Corbett, Warren
7	36	6.00	6.0000	34.2391	68.48	116 O'Donnell, Justin
8	48	8.04	5.9701	34.0688	68.14	130 Giles, Alan
9	40	7.31	5.4720	31.2258	62.45	128 Marks, Jess
10	36	6.82	5.2786	30.1224	60.24	10 Young, Richard
11	37	7.04	5.2557	29.9917	59.98	122 Tremlow, Ross
12	44	8.89	4.9494	28.2438	56.49	28 Modra, Steven
13	41	8.81	4.6538	26.5570	53.11	110 Nalupta, Greg
14	42	9.66	4.3478	24.8110	49.62	76 Smith, Colin
15	36	8.88	4.0541	23.1345	46.27	58 Hagi Antoniou, Stavros
16	48	12.34	3.8898	22.1972	44.39	47 Brown, Steve
17	33	8.53	3.8687	22.0768	44.15	126 Bourne, Brendan
18	20	5.48	3.6496	20.8267	41.65	50 Wood, Bill
19	24	7.83	3.0651	17.4913	34.98	57 Hagi Antoniou, Savvas
20	22	8.73	2.5200	14.3807	28.76	123 Trenlow, Shane
21	34	13.57	2.5055	14.2978	28.60	42 Pallone, Stephen
22	23	9.35	2.4599	14.0374	28.07	102 Angelopoulos, James
23	40	17.47	2.2896	13.0659	26.13	80 Houston, Scott
24	17	7.51	2.2636	12.9176	25.84	59 Hudson, Michael
25	28	12.45	2.2490	12.8339	25.67	63 Craig, Jon
26	25	12.55	1.9920	11.3676	22.74	133 Camacho, Adam
27	16	9.24	1.7316	9.8814	19.76	15 Dovi, John
28	15	8.87	1.6911	9.6503	19.30	98 Harrison, James
29	12	7.43	1.6151	9.2165	18.43	77 Hooper, Boyd
30	7	5.69	1.2302	7.0203	14.04	121 Rowatt, Ped
31	0	4.52	0.0000	0.0000	0.00	99 Crawford, Andrew
32	0	9.38	0.0000	0.0000	0.00	38 Spinks, Rod
33	0	0.00	0.0000	0.0000	0.00	55 Foster, James

**OPEN -- Overall Stage Results**  
**EFI SA STATE HANDGUN CHAMPIONSHIPS 2011**

Printed January 31, 2011 at 11:53



**Stage 8 -- RANGE 7**

	PTS	TIME	HIT FACTOR	STAGE POINTS	STAGE PERCENT	COMPETITOR # Name
1	131	16.53	7.9250	140.0000	100.00	56 Hagiantoniou, Paul
2	134	17.30	7.7457	136.8322	97.74	14 McIntosh, Brodie
3	137	19.53	7.0148	123.9219	88.52	23 Mc Conachie, David
4	134	19.20	6.9792	123.2915	88.07	113 Moss, Andrew
5	122	17.49	6.9754	123.2252	88.02	1 Arthur, Justin
6	131	19.09	6.8622	121.2258	86.59	90 Graham, Gareth
7	126	18.55	6.7925	119.9931	85.71	2 Arthur, Rhys
8	130	19.50	6.6667	117.7710	84.12	120 Kotsoglo, Kalan
9	135	21.41	6.3055	111.3901	79.56	41 Blowers, Karla
10	130	20.76	6.2620	110.6230	79.02	19 Georgiou, Michael
11	128	20.60	6.2136	109.7671	78.41	79 Tracey, Jake
12	134	21.91	6.1159	108.0418	77.17	17 Petts, Doug
13	115	19.24	5.9771	105.5899	75.42	131 Lazaroo, Glen
14	130	22.31	5.8270	102.9374	73.53	64 Anderson, Natalie
15	132	22.72	5.8099	102.6349	73.31	18 Curtis, Damien
16	129	22.95	5.6209	99.2971	70.93	36 Whitehead, Kevin
17	134	24.02	5.5787	98.5511	70.39	114 Gregory, Jason
18	125	22.52	5.5506	98.0553	70.04	40 Blowers, Linda
19	134	24.19	5.5395	97.8585	69.90	70 Dwyer, Bernie
20	129	23.62	5.4615	96.4805	68.91	118 Bennett, Peter
21	105	19.46	5.3957	95.3182	68.08	26 Porras, Robert
22	117	21.74	5.3818	95.0727	67.91	75 Vardanega, Paul
23	114	21.40	5.3271	94.1067	67.22	37 Edwards, Phillip
24	129	24.72	5.2184	92.1872	65.85	35 Baird, David
25	118	22.62	5.2166	92.1550	65.83	71 Machin, Stan
26	133	25.88	5.1391	90.7856	64.85	103 Williams, Peter
27	127	24.99	5.0820	89.7774	64.13	53 Elliott, Craig
28	137	27.24	5.0294	88.8471	63.46	61 Cotton, Kris
29	139	28.20	4.9291	87.0754	62.20	11 Kuerschner, Ian
30	114	23.57	4.8367	85.4427	61.03	39 Blowers, Alain
31	133	27.82	4.7807	84.4548	60.32	85 Blackaller, David
32	138	29.10	4.7423	83.7752	59.84	52 Lilley, Des
33	136	29.13	4.6687	82.4761	58.91	96 Tabe, Glen
34	134	29.15	4.5969	81.2074	58.01	43 Connors, John
35	122	26.84	4.5455	80.2984	57.36	51 Wong, Steven
36	126	27.94	4.5097	79.6661	56.90	33 Sleeth, Terence
37	126	28.18	4.4713	78.9876	56.42	91 Graham, Gina
38	126	28.55	4.4133	77.9640	55.69	29 Spiller, Jane
39	135	30.77	4.3874	77.5061	55.36	16 Adriaanse, John
40	115	26.27	4.3776	77.3334	55.24	4 Astell, Jodie
41	128	29.32	4.3656	77.1215	55.09	119 Balsamo, Bob
42	130	30.34	4.2848	75.6933	54.07	104 Sullivan (Snr), Joe

**OPEN -- Overall Stage Results**  
**EFI SA STATE HANDGUN CHAMPIONSHIPS 2011**

Printed January 31, 2011 at 11:53



**Stage 8 -- RANGE 7**

	<b>PTS</b>	<b>TIME</b>	<b>HIT FACTOR</b>	<b>STAGE POINTS</b>	<b>STAGE PERCENT</b>	<b>COMPETITOR # Name</b>
43	138	32.21	4.2844	75.6864	54.06	13 Blackmore, Peter
44	132	31.06	4.2498	75.0762	53.63	117 Clark, Graeme
45	138	32.50	4.2462	75.0111	53.58	49 Howes, Eddie
46	131	31.47	4.1627	73.5367	52.53	129 Woodbridge, Luke
47	137	33.81	4.0521	71.5822	51.13	6 Dickson, Ken
48	129	32.03	4.0275	71.1479	50.82	67 Power, William
49	113	28.42	3.9761	70.2399	50.17	72 Murty, Gregory
50	113	29.31	3.8553	68.1071	48.65	62 Carroll, Lex
51	124	32.21	3.8497	68.0081	48.58	8 Mitchell, Grant
52	131	35.58	3.6818	65.0422	46.46	32 Sleeth, Julie
53	135	37.28	3.6212	63.9716	45.69	65 Martel, Arthur
54	98	27.37	3.5806	63.2530	45.18	89 Carey, Mark
55	139	38.99	3.5650	62.9783	44.98	68 Chambers, Bruce
56	122	34.92	3.4937	61.7185	44.08	3 Astell, Danielle
57	131	38.53	3.3999	60.0623	42.90	48 Thomas, Ken
58	98	31.09	3.1521	55.6846	39.77	22 Butcher, Bryce
59	100	33.70	2.9674	52.4203	37.44	95 Bland, Tom
60	124	44.37	2.7947	49.3699	35.26	115 Gregory, Nicole
61	71	59.00	1.2034	21.2587	15.18	105 Moreland, Carol
62	43	51.94	0.8279	14.6250	10.45	21 Butcher, Jeniene

**STANDARD -- Overall Stage Results**  
**EFI SA STATE HANDGUN CHAMPIONSHIPS 2011**

Printed January 31, 2011 at 11:53



**Stage 8 -- RANGE 7**

	<b>PTS</b>	<b>TIME</b>	<b>HIT FACTOR</b>	<b>STAGE POINTS</b>	<b>STAGE PERCENT</b>	<b>COMPETITOR # Name</b>
1	128	20.01	6.3968	140.0000	100.00	78 Loftes, Jonathan
2	127	21.70	5.8525	128.0882	91.49	83 Constable, Tony
3	131	23.65	5.5391	121.2287	86.59	109 Woodhouse, Robert
4	121	23.59	5.1293	112.2594	80.19	86 Carey, Peter
5	114	24.81	4.5949	100.5642	71.83	101 Angelopoulos, Louie
6	128	28.24	4.5326	99.1997	70.86	132 Buntine, Ryan
7	122	27.44	4.4461	97.3063	69.50	112 Colbertaldo, Livio
8	103	25.03	4.1151	90.0620	64.33	20 Manos, John
9	116	29.01	3.9986	87.5136	62.51	44 Wallhead, Neil
10	118	29.92	3.9439	86.3149	61.65	108 Taverner, Alistair
11	112	28.73	3.8984	85.3194	60.94	125 Jones, Gary
12	119	30.90	3.8511	84.2857	60.20	69 Astell, Robert
13	105	27.97	3.7540	82.1603	58.69	60 Brown, Richard
14	140	37.99	3.6852	80.6536	57.61	9 Phillips, Murray
15	112	31.01	3.6117	79.0463	56.46	54 Merritt, Chuck
16	107	30.02	3.5643	78.0078	55.72	124 Baker, Mark
17	120	34.13	3.5160	76.9503	54.96	88 Carey, Danielle
18	101	29.05	3.4768	76.0922	54.35	24 Wyatt, Dwayne
19	120	35.45	3.3850	74.0850	52.92	73 Tonellato, Mark
20	126	37.57	3.3537	73.3997	52.43	27 Porras, Zosanne
21	85	27.90	3.0466	66.6776	47.63	30 Williams, Chris
22	118	39.94	2.9544	64.6605	46.19	107 Taverner, Rod
23	84	28.72	2.9248	64.0118	45.72	97 Costello, Mark
24	99	34.56	2.8646	62.6941	44.78	127 Moll, Adnrew
25	114	44.13	2.5833	56.5374	40.38	100 Crawford, Lindie
26	116	45.08	2.5732	56.3170	40.23	94 Nullmeyers, Dorothy
27	114	45.50	2.5055	54.8351	39.17	66 Wallace, Neil
28	108	43.87	2.4618	53.8792	38.49	134 Meekins, Guy
29	115	47.94	2.3988	52.5007	37.50	84 Hanegraaf, Paul
30	126	52.90	2.3819	52.1291	37.24	93 Nullmeyers, Colin
31	95	40.14	2.3667	51.7978	37.00	34 Blackmore, Kim
32	110	48.30	2.2774	49.8438	35.60	82 Richardson, Lisa
33	122	57.12	2.1359	46.7452	33.39	25 Tucker, David
34	82	38.74	2.1167	46.3254	33.09	81 Houston, Jarred
35	83	39.52	2.1002	45.9649	32.83	74 Tonellato, Daya
36	116	62.45	1.8575	40.6528	29.04	12 Kuerschner, Sandy
37	86	49.83	1.7259	37.7722	26.98	87 Carey, Christine
38	0	0.00	0.0000	0.0000	0.00	7 Machin, Jack

**PRODUCTION -- Overall Stage Results**  
**EFI SA STATE HANDGUN CHAMPIONSHIPS 2011**

Printed January 31, 2011 at 11:53



**Stage 8 -- RANGE 7**

	<b>PTS</b>	<b>TIME</b>	<b>HIT FACTOR</b>	<b>STAGE POINTS</b>	<b>STAGE PERCENT</b>	<b>COMPETITOR # Name</b>
1	118	23.38	5.0470	140.0000	100.00	80 Houston, Scott
2	122	24.87	4.9055	136.0738	97.20	50 Wood, Bill
3	116	23.81	4.8719	135.1416	96.53	46 Tueno, Gary
4	128	26.58	4.8157	133.5813	95.42	28 Modra, Steven
5	130	27.05	4.8059	133.3112	95.22	45 Ellis, Chris
6	120	24.97	4.8058	133.3071	95.22	111 Hewett, Simon
7	126	27.09	4.6512	129.0185	92.16	116 O'Donnell, Justin
8	110	24.61	4.4697	123.9857	88.56	110 Nalupta, Greg
9	118	26.50	4.4528	123.5170	88.23	31 Corbett, Warren
10	119	27.38	4.3462	120.5602	86.11	77 Hooper, Boyd
11	128	30.38	4.2133	116.8726	83.48	133 Camacho, Adam
12	128	30.56	4.1885	116.1842	82.99	121 Rowatt, Ped
13	113	27.25	4.1468	115.0277	82.16	122 Tremlow, Ross
14	99	24.10	4.1079	113.9485	81.39	99 Crawford, Andrew
15	122	29.89	4.0816	113.2203	80.87	130 Giles, Alan
16	122	30.61	3.9856	110.5572	78.97	10 Young, Richard
17	126	31.65	3.9810	110.4301	78.88	76 Smith, Colin
18	120	34.10	3.5191	97.6152	69.73	42 Pallone, Stephen
19	126	36.10	3.4903	96.8175	69.16	126 Bourne, Brendan
20	101	30.37	3.3257	92.2502	65.89	15 Dovi, John
21	132	42.54	3.1030	86.0730	61.48	98 Harrison, James
22	79	26.98	2.9281	81.2224	58.02	59 Hudson, Michael
23	116	39.72	2.9204	81.0101	57.86	47 Brown, Steve
24	128	48.93	2.6160	72.5647	51.83	63 Craig, Jon
25	74	28.41	2.6047	72.2522	51.61	5 Carruthers, Scott
26	116	45.65	2.5411	70.4868	50.35	128 Marks, Jess
27	74	29.57	2.5025	69.4178	49.58	58 Hagiantoniou, Stavros
28	71	30.26	2.3463	65.0849	46.49	135 Sullivan (Jnr), Joseph
29	68	36.19	1.8790	52.1208	37.23	57 Hagiantoniou, Savvas
30	50	58.38	0.8565	23.7573	16.97	38 Spinks, Rod
31	14	36.79	0.3805	10.5557	7.54	102 Angelopoulos, James
32	0	0.00	0.0000	0.0000	0.00	55 Foster, James
33	0	22.71	0.0000	0.0000	0.00	123 Trenlow, Shane

**OPEN -- Overall Stage Results**  
**EFI SA STATE HANDGUN CHAMPIONSHIPS 2011**

Printed January 31, 2011 at 11:53



**Stage 9 -- RANGE 8**

	<b>PTS</b>	<b>TIME</b>	<b>HIT FACTOR</b>	<b>STAGE POINTS</b>	<b>STAGE PERCENT</b>	<b>COMPETITOR # Name</b>
1	158	17.07	9.2560	160.0000	100.00	23 Mc Conachie, David
2	149	18.14	8.2139	141.9860	88.74	14 McIntosh, Brodie
3	144	18.41	7.8218	135.2089	84.51	56 Hagiantoniou, Paul
4	151	19.59	7.7080	133.2413	83.28	37 Edwards, Phillip
5	138	18.82	7.3326	126.7523	79.22	1 Arthur, Justin
6	157	21.46	7.3159	126.4638	79.04	75 Vardanega, Paul
7	149	20.44	7.2896	126.0091	78.76	79 Tracey, Jake
8	145	20.03	7.2391	125.1364	78.21	18 Curtis, Damien
9	151	20.93	7.2145	124.7108	77.94	41 Blowers, Karla
10	156	21.75	7.1724	123.9829	77.49	53 Elliott, Craig
11	158	22.31	7.0820	122.4204	76.51	64 Anderson, Natalie
12	154	21.87	7.0416	121.7218	76.08	70 Dwyer, Bernie
13	147	20.96	7.0134	121.2335	75.77	17 Petts, Doug
14	149	21.92	6.7974	117.5012	73.44	26 Porras, Robert
15	157	23.32	6.7324	116.3771	72.74	120 Kotsoglo, Kalan
16	149	22.16	6.7238	116.2286	72.64	36 Whitehead, Kevin
17	151	22.49	6.7141	116.0604	72.54	19 Georgiou, Michael
18	140	20.98	6.6730	115.3504	72.09	90 Graham, Gareth
19	154	23.23	6.6294	114.5956	71.62	85 Blackaller, David
20	150	23.14	6.4823	112.0532	70.03	40 Blowers, Linda
21	133	21.25	6.2588	108.1905	67.62	2 Arthur, Rhys
22	152	25.03	6.0727	104.9734	65.61	114 Gregory, Jason
23	154	25.40	6.0630	104.8053	65.50	71 Machin, Stan
24	134	22.49	5.9582	102.9940	64.37	113 Moss, Andrew
25	155	26.02	5.9570	102.9724	64.36	61 Cotton, Kris
26	155	26.05	5.9501	102.8538	64.28	39 Blowers, Alain
27	154	25.99	5.9254	102.4262	64.02	33 Sleeth, Terence
28	132	22.39	5.8955	101.9099	63.69	131 Lazaroo, Glen
29	157	26.94	5.8278	100.7392	62.96	43 Connors, John
30	156	26.86	5.8079	100.3957	62.75	35 Baird, David
31	152	26.76	5.6801	98.1870	61.37	103 Williams, Peter
32	152	27.16	5.5965	96.7409	60.46	11 Kuerschner, Ian
33	151	27.02	5.5885	96.6024	60.38	4 Astell, Jodie
34	151	27.28	5.5352	95.6817	59.80	91 Graham, Gina
35	158	28.72	5.5014	95.0975	59.44	96 Tabe, Glen
36	156	29.18	5.3461	92.4136	57.76	72 Murty, Gregory
37	154	29.27	5.2614	90.9483	56.84	89 Carey, Mark
38	151	28.88	5.2285	90.3808	56.49	118 Bennett, Peter
39	156	30.75	5.0732	87.6952	54.81	52 Lilley, Des
40	152	30.58	4.9706	85.9216	53.70	117 Clark, Graeme
41	160	32.77	4.8825	84.3995	52.75	49 Howes, Eddie
42	157	32.59	4.8174	83.2744	52.05	32 Sleeth, Julie

**OPEN -- Overall Stage Results**  
**EFI SA STATE HANDGUN CHAMPIONSHIPS 2011**

Printed January 31, 2011 at 11:53



**Stage 9 -- RANGE 8**

	<b>PTS</b>	<b>TIME</b>	<b>HIT FACTOR</b>	<b>STAGE POINTS</b>	<b>STAGE PERCENT</b>	<b>COMPETITOR # Name</b>
43	157	32.86	4.7778	82.5902	51.62	62 Carroll, Lex
44	146	31.00	4.7097	81.4118	50.88	51 Wong, Steven
45	154	33.03	4.6624	80.5951	50.37	48 Thomas, Ken
46	155	35.63	4.3503	75.1990	47.00	3 Astell, Danielle
47	144	34.33	4.1946	72.5079	45.32	119 Balsamo, Bob
48	156	37.40	4.1711	72.1023	45.06	65 Martel, Arthur
49	144	34.72	4.1475	71.6934	44.81	29 Spiller, Jane
50	156	37.95	4.1107	71.0574	44.41	6 Dickson, Ken
51	157	38.52	4.0758	70.4547	44.03	68 Chambers, Bruce
52	139	36.59	3.7989	65.6673	41.04	104 Sullivan (Snr), Joe
53	153	40.46	3.7815	65.3675	40.85	67 Power, William
54	153	42.74	3.5798	61.8804	38.68	8 Mitchell, Grant
55	154	43.08	3.5747	61.7933	38.62	16 Adriaanse, John
56	151	45.87	3.2919	56.9042	35.57	129 Woodbridge, Luke
57	159	53.09	2.9949	51.7703	32.36	13 Blackmore, Peter
58	118	39.71	2.9715	51.3663	32.10	95 Bland, Tom
59	159	54.49	2.9180	50.4402	31.53	21 Butcher, Jeniene
60	148	51.41	2.8788	49.7635	31.10	115 Gregory, Nicole
61	52	32.30	1.6099	27.8290	17.39	22 Butcher, Bryce
62	143	112.10	1.2756	22.0509	13.78	105 Moreland, Carol

**STANDARD -- Overall Stage Results**  
**EFI SA STATE HANDGUN CHAMPIONSHIPS 2011**

Printed January 31, 2011 at 11:53




**Stage 9 -- RANGE 8**

	PTS	TIME	HIT FACTOR	STAGE POINTS	STAGE PERCENT	COMPETITOR # Name
1	154	19.96	7.7154	160.0000	100.00	78 Loftes, Jonathan
2	145	21.06	6.8851	142.7807	89.24	83 Constable, Tony
3	158	26.62	5.9354	123.0861	76.93	109 Woodhouse, Robert
4	147	25.10	5.8566	121.4516	75.91	86 Carey, Peter
5	148	26.84	5.5142	114.3507	71.47	101 Angelopoulos, Louie
6	150	29.64	5.0607	104.9477	65.59	24 Wyatt, Dwayne
7	155	31.23	4.9632	102.9247	64.33	69 Astell, Robert
8	156	33.30	4.6847	97.1494	60.72	124 Baker, Mark
9	151	32.85	4.5967	95.3238	59.58	60 Brown, Richard
10	125	27.75	4.5045	93.4129	58.38	20 Manos, John
11	154	34.79	4.4266	91.7965	57.37	132 Buntine, Ryan
12	144	32.92	4.3742	90.7115	56.69	125 Jones, Gary
13	144	32.96	4.3689	90.6014	56.63	27 Porras, Zosanne
14	135	31.07	4.3450	90.1057	56.32	44 Wallhead, Neil
15	156	36.23	4.3058	89.2927	55.81	9 Phillips, Murray
16	156	37.24	4.1890	86.8710	54.29	88 Carey, Danielle
17	142	34.43	4.1243	85.5285	53.46	73 Tonellato, Mark
18	158	39.23	4.0275	83.5216	52.20	97 Costello, Mark
19	129	34.20	3.7719	78.2210	48.89	112 Colbertaldo, Livio
20	156	42.22	3.6949	76.6242	47.89	93 Nullmeyers, Colin
21	158	42.77	3.6942	76.6086	47.88	127 Moll, Adnrew
22	158	43.23	3.6549	75.7934	47.37	84 Hanegraaf, Paul
23	156	42.77	3.6474	75.6389	47.27	100 Crawford, Lindie
24	130	37.07	3.5069	72.7245	45.45	108 Taverner, Alistair
25	146	41.70	3.5012	72.6067	45.38	30 Williams, Chris
26	158	48.67	3.2464	67.3218	42.08	107 Taverner, Rod
27	154	48.50	3.1753	65.8474	41.15	66 Wallace, Neil
28	146	53.18	2.7454	56.9330	35.58	94 Nullmeyers, Dorothy
29	100	38.07	2.6267	54.4725	34.05	54 Merritt, Chuck
30	148	56.64	2.6130	54.1874	33.87	25 Tucker, David
31	136	57.22	2.3768	49.2891	30.81	34 Blackmore, Kim
32	144	63.59	2.2645	46.9606	29.35	87 Carey, Christine
33	109	49.30	2.2110	45.8500	28.66	134 Meekins, Guy
34	134	60.88	2.2011	45.6447	28.53	12 Kuerschner, Sandy
35	121	55.47	2.1814	45.2363	28.27	81 Houston, Jarred
36	95	48.23	1.9697	40.8476	25.53	74 Tonellato, Daya
37	112	66.07	1.6952	35.1539	21.97	82 Richardson, Lisa
38	0	0.00	0.0000	0.0000	0.00	7 Machin, Jack

**PRODUCTION -- Overall Stage Results**  
**EFI SA STATE HANDGUN CHAMPIONSHIPS 2011**

Printed January 31, 2011 at 11:53



**Stage 9 -- RANGE 8**

	<b>PTS</b>	<b>TIME</b>	<b>HIT FACTOR</b>	<b>STAGE POINTS</b>	<b>STAGE PERCENT</b>	<b>COMPETITOR # Name</b>
1	158	23.97	6.5916	160.0000	100.00	46 Tueno, Gary
2	144	24.20	5.9504	144.4369	90.27	110 Nalupta, Greg
3	148	24.94	5.9342	144.0443	90.03	99 Crawford, Andrew
4	146	24.71	5.9085	143.4204	89.64	80 Houston, Scott
5	148	26.43	5.5997	135.9238	84.95	77 Hooper, Boyd
6	154	27.56	5.5878	135.6352	84.77	28 Modra, Steven
7	146	27.43	5.3226	129.1987	80.75	45 Ellis, Chris
8	140	26.58	5.2671	127.8510	79.91	116 O'Donnell, Justin
9	142	27.63	5.1393	124.7494	77.97	31 Corbett, Warren
10	135	27.90	4.8387	117.4520	73.41	50 Wood, Bill
11	136	28.11	4.8381	117.4381	73.40	111 Hewett, Simon
12	148	30.99	4.7757	115.9234	72.45	122 Tremlow, Ross
13	148	31.83	4.6497	112.8642	70.54	10 Young, Richard
14	140	31.73	4.4122	107.0999	66.94	57 Hagiantoniou, Savvas
15	146	34.06	4.2866	104.0493	65.03	76 Smith, Colin
16	144	33.66	4.2781	103.8435	64.90	126 Bourne, Brendan
17	112	27.22	4.1146	99.8759	62.42	5 Carruthers, Scott
18	160	39.68	4.0323	97.8767	61.17	130 Giles, Alan
19	131	34.08	3.8439	93.3045	58.32	15 Dovi, John
20	144	38.13	3.7766	91.6699	57.29	58 Hagiantoniou, Stavros
21	140	37.95	3.6891	89.5462	55.97	135 Sullivan (Jnr), Joseph
22	138	38.62	3.5733	86.7357	54.21	121 Rowatt, Ped
23	129	36.92	3.4940	84.8123	53.01	59 Hudson, Michael
24	130	40.62	3.2004	77.6845	48.55	47 Brown, Steve
25	158	52.03	3.0367	73.7113	46.07	98 Harrison, James
26	146	48.38	3.0178	73.2517	45.78	42 Pallone, Stephen
27	110	42.64	2.5797	62.6190	39.14	128 Marks, Jess
28	156	64.08	2.4345	59.0926	36.93	133 Camacho, Adam
29	148	64.59	2.2914	55.6195	34.76	63 Craig, Jon
30	150	70.49	2.1280	51.6529	32.28	38 Spinks, Rod
31	89	46.00	1.9348	46.9638	29.35	123 Trenlow, Shane
32	36	61.16	0.5886	14.2878	8.93	102 Angelopoulos, James
33	0	0.00	0.0000	0.0000	0.00	55 Foster, James

**OPEN -- Overall Stage Results**  
**EFI SA STATE HANDGUN CHAMPIONSHIPS 2011**

Printed January 31, 2011 at 11:53



**Stage 10 -- RANGE 9**

	PTS	TIME	HIT FACTOR	STAGE POINTS	STAGE PERCENT	COMPETITOR # Name
1	44	9.18	4.7930	45.0000	100.00	14 McIntosh, Brodie
2	44	10.10	4.3564	40.9010	90.89	23 Mc Conachie, David
3	43	9.98	4.3086	40.4520	89.89	56 Hagiantonou, Paul
4	45	10.52	4.2776	40.1605	89.25	90 Graham, Gareth
5	45	10.66	4.2214	39.6331	88.07	18 Curtis, Damien
6	45	10.88	4.1360	38.8317	86.29	103 Williams, Peter
7	45	10.96	4.1058	38.5482	85.66	120 Kotsoglo, Kalan
8	45	11.41	3.9439	37.0279	82.28	79 Tracey, Jake
9	45	11.70	3.8462	36.1101	80.24	19 Georgiou, Michael
10	44	12.05	3.6515	34.2822	76.18	131 Lazaroo, Glen
11	43	11.82	3.6379	34.1549	75.90	1 Arthur, Justin
12	45	12.51	3.5971	33.7721	75.05	36 Whitehead, Kevin
13	44	12.54	3.5088	32.9426	73.21	17 Petts, Doug
14	44	12.88	3.4161	32.0730	71.27	113 Moss, Andrew
15	44	13.13	3.3511	31.4623	69.92	61 Cotton, Kris
16	45	13.78	3.2656	30.6596	68.13	37 Edwards, Phillip
17	45	13.82	3.2562	30.5708	67.94	41 Blowers, Karla
18	41	12.62	3.2488	30.5019	67.78	26 Porras, Robert
19	45	13.87	3.2444	30.4606	67.69	53 Elliott, Craig
20	44	13.72	3.2070	30.1093	66.91	4 Astell, Jodie
21	42	13.19	3.1842	29.8956	66.43	39 Blowers, Alain
22	44	14.05	3.1317	29.4021	65.34	71 Machin, Stan
23	45	14.39	3.1272	29.3599	65.24	85 Blackaller, David
24	45	14.52	3.0992	29.0970	64.66	96 Tabe, Glen
25	45	15.61	2.8828	27.0653	60.15	104 Sullivan (Snr), Joe
26	43	15.03	2.8609	26.8604	59.69	2 Arthur, Rhys
27	45	16.02	2.8090	26.3726	58.61	52 Lilley, Des
28	45	16.71	2.6930	25.2836	56.19	32 Sleeth, Julie
29	44	16.39	2.6846	25.2044	56.01	8 Mitchell, Grant
30	44	16.65	2.6426	24.8108	55.14	65 Martel, Arthur
31	43	16.47	2.6108	24.5119	54.47	67 Power, William
32	45	17.60	2.5568	24.0050	53.34	33 Sleeth, Terence
33	30	11.97	2.5063	23.5304	52.29	75 Vardanega, Paul
34	44	17.59	2.5014	23.4849	52.19	43 Connors, John
35	45	18.52	2.4298	22.8126	50.69	129 Woodbridge, Luke
36	43	17.78	2.4184	22.7059	50.46	62 Carroll, Lex
37	42	17.57	2.3904	22.4430	49.87	40 Blowers, Linda
38	44	18.74	2.3479	22.0438	48.99	3 Astell, Danielle
39	45	19.23	2.3401	21.9703	48.82	117 Clark, Graeme
40	29	12.85	2.2568	21.1884	47.09	70 Dwyer, Bernie
41	44	19.52	2.2541	21.1629	47.03	35 Baird, David
42	41	18.33	2.2368	21.0002	46.67	29 Spiller, Jane

**OPEN -- Overall Stage Results**  
**EFI SA STATE HANDGUN CHAMPIONSHIPS 2011**

Printed January 31, 2011 at 11:53



**Stage 10 -- RANGE 9**

	<b>PTS</b>	<b>TIME</b>	<b>HIT FACTOR</b>	<b>STAGE POINTS</b>	<b>STAGE PERCENT</b>	<b>COMPETITOR # Name</b>
43	41	18.69	2.1937	20.5957	45.77	119 Balsamo, Bob
44	42	19.54	2.1494	20.1803	44.85	72 Murty, Gregory
45	44	20.55	2.1411	20.1022	44.67	16 Adriaanse, John
46	41	20.89	1.9627	18.4267	40.95	11 Kuerschner, Ian
47	43	22.25	1.9326	18.1443	40.32	89 Carey, Mark
48	45	24.61	1.8285	17.1674	38.15	6 Dickson, Ken
49	42	23.23	1.8080	16.9747	37.72	114 Gregory, Jason
50	44	25.65	1.7154	16.1053	35.79	64 Anderson, Natalie
51	43	25.56	1.6823	15.7947	35.10	91 Graham, Gina
52	41	27.77	1.4764	13.8615	30.80	115 Gregory, Nicole
53	19	13.29	1.4296	13.4224	29.83	48 Thomas, Ken
54	45	31.89	1.4111	13.2483	29.44	21 Butcher, Jeniene
55	44	31.62	1.3915	13.0645	29.03	68 Chambers, Bruce
56	45	32.41	1.3885	13.0357	28.97	13 Blackmore, Peter
57	18	13.05	1.3793	12.9498	28.78	49 Howes, Eddie
58	18	13.12	1.3720	12.8808	28.62	118 Bennett, Peter
59	26	23.69	1.0975	10.3041	22.90	51 Wong, Steven
60	15	22.62	0.6631	6.2259	13.84	22 Butcher, Bryce
61	42	63.57	0.6607	6.2030	13.78	105 Moreland, Carol
62	29	45.02	0.6442	6.0478	13.44	95 Bland, Tom

**STANDARD -- Overall Stage Results**  
**EFI SA STATE HANDGUN CHAMPIONSHIPS 2011**

Printed January 31, 2011 at 11:53



**Stage 10 -- RANGE 9**

	<b>PTS</b>	<b>TIME</b>	<b>HIT FACTOR</b>	<b>STAGE POINTS</b>	<b>STAGE PERCENT</b>	<b>COMPETITOR # Name</b>
1	45	11.97	3.7594	45.0000	100.00	78 Loftes, Jonathan
2	43	14.76	2.9133	34.8720	77.49	101 Angelopoulos, Louie
3	42	16.75	2.5075	30.0143	66.70	83 Constable, Tony
4	41	16.44	2.4939	29.8522	66.34	125 Jones, Gary
5	44	18.18	2.4202	28.9703	64.38	86 Carey, Peter
6	44	18.74	2.3479	28.1046	62.45	124 Baker, Mark
7	30	13.28	2.2590	27.0407	60.09	109 Woodhouse, Robert
8	39	18.38	2.1219	25.3988	56.44	44 Wallhead, Neil
9	44	20.75	2.1205	25.3822	56.40	69 Astell, Robert
10	43	20.49	2.0986	25.1201	55.82	30 Williams, Chris
11	45	22.91	1.9642	23.5116	52.25	132 Buntine, Ryan
12	41	21.29	1.9258	23.0517	51.23	100 Crawford, Lindie
13	41	21.31	1.9240	23.0300	51.18	24 Wyatt, Dwayne
14	45	24.09	1.8680	22.3599	49.69	88 Carey, Danielle
15	45	24.78	1.8160	21.7373	48.31	97 Costello, Mark
16	43	24.51	1.7544	21.0000	46.67	60 Brown, Richard
17	30	17.36	1.7281	20.6855	45.97	73 Tonellato, Mark
18	41	24.12	1.6998	20.3470	45.22	94 Nullmeyers, Dorothy
19	41	24.13	1.6991	20.3386	45.20	93 Nullmeyers, Colin
20	28	16.49	1.6980	20.3250	45.17	20 Manos, John
21	43	26.88	1.5997	19.1484	42.55	9 Phillips, Murray
22	43	29.28	1.4686	17.5789	39.06	54 Merritt, Chuck
23	41	31.15	1.3162	15.7551	35.01	107 Taverner, Rod
24	45	34.48	1.3051	15.6221	34.72	7 Machin, Jack
25	41	37.79	1.0849	12.9868	28.86	84 Hanegraaf, Paul
26	41	42.12	0.9734	11.6517	25.89	25 Tucker, David
27	39	40.27	0.9685	11.5925	25.76	12 Kuerschner, Sandy
28	26	32.65	0.7963	9.5320	21.18	27 Porras, Zosanne
29	41	52.61	0.7793	9.3285	20.73	134 Meekins, Guy
30	26	33.42	0.7780	9.3124	20.69	127 Moll, Adnrew
31	15	21.55	0.6961	8.3318	18.52	66 Wallace, Neil
32	43	66.23	0.6493	7.7716	17.27	81 Houston, Jarred
33	28	67.15	0.4170	4.9912	11.09	34 Blackmore, Kim
34	15	43.81	0.3424	4.0984	9.11	82 Richardson, Lisa
35	15	44.31	0.3385	4.0521	9.00	108 Taverner, Alistair
36	15	46.43	0.3231	3.8671	8.59	74 Tonellato, Daya
37	11	62.07	0.1772	2.1213	4.71	87 Carey, Christine
38	0	36.95	0.0000	0.0000	0.00	112 Colbertaldo, Livio

**PRODUCTION -- Overall Stage Results**  
**EFI SA STATE HANDGUN CHAMPIONSHIPS 2011**

Printed January 31, 2011 at 11:53



**Stage 10 -- RANGE 9**

	<b>PTS</b>	<b>TIME</b>	<b>HIT FACTOR</b>	<b>STAGE POINTS</b>	<b>STAGE PERCENT</b>	<b>COMPETITOR # Name</b>
1	45	12.38	3.6349	45.0000	100.00	110 Nalupta, Greg
2	45	13.99	3.2166	39.8213	88.49	46 Tueno, Gary
3	43	14.63	2.9392	36.3869	80.86	45 Ellis, Chris
4	41	14.60	2.8082	34.7658	77.26	28 Modra, Steven
5	43	15.42	2.7886	34.5227	76.72	5 Carruthers, Scott
6	43	15.64	2.7494	34.0371	75.64	122 Tremlow, Ross
7	45	16.78	2.6818	33.2002	73.78	15 Dovi, John
8	41	16.08	2.5498	31.5659	70.15	111 Hewett, Simon
9	41	16.37	2.5046	31.0067	68.90	31 Corbett, Warren
10	45	18.96	2.3734	29.3829	65.30	76 Smith, Colin
11	41	18.24	2.2478	27.8279	61.84	121 Rowatt, Ped
12	43	19.40	2.2165	27.4402	60.98	80 Houston, Scott
13	45	20.31	2.2157	27.4298	60.96	98 Harrison, James
14	43	20.03	2.1468	26.5771	59.06	77 Hooper, Boyd
15	45	21.28	2.1147	26.1795	58.18	47 Brown, Steve
16	45	21.56	2.0872	25.8395	57.42	10 Young, Richard
17	43	23.78	1.8082	22.3860	49.75	135 Sullivan (Jnr), Joseph
18	41	24.17	1.6963	21.0004	46.67	42 Pallone, Stephen
19	30	19.28	1.5560	19.2635	42.81	99 Crawford, Andrew
20	45	28.92	1.5560	19.2635	42.81	126 Bourne, Brendan
21	28	20.13	1.3910	17.2201	38.27	116 O'Donnell, Justin
22	28	20.76	1.3487	16.6975	37.11	133 Camacho, Adam
23	39	30.95	1.2601	15.6000	34.67	57 Hagiantoniou, Savvas
24	28	23.50	1.1915	14.7506	32.78	130 Giles, Alan
25	15	12.71	1.1802	14.6105	32.47	50 Wood, Bill
26	26	22.30	1.1659	14.4341	32.08	128 Marks, Jess
27	37	32.88	1.1253	13.9313	30.96	58 Hagiantoniou, Stavros
28	43	49.33	0.8717	10.7914	23.98	63 Craig, Jon
29	28	39.31	0.7123	8.8181	19.60	38 Spinks, Rod
30	41	60.33	0.6796	8.4134	18.70	59 Hudson, Michael
31	15	29.35	0.5111	6.3271	14.06	123 Trenlow, Shane
32	15	54.50	0.2752	3.4073	7.57	102 Angelopoulos, James
33	0	0.00	0.0000	0.0000	0.00	55 Foster, James

**OPEN -- Overall Stage Results**  
**EFI SA STATE HANDGUN CHAMPIONSHIPS 2011**

Printed January 31, 2011 at 11:53



**Stage 11 -- RANGE 13**

	<b>PTS</b>	<b>TIME</b>	<b>HIT FACTOR</b>	<b>STAGE POINTS</b>	<b>STAGE PERCENT</b>	<b>COMPETITOR # Name</b>
1	77	8.92	8.6323	80.0000	100.00	14 McIntosh, Brodie
2	75	8.78	8.5421	79.1646	98.96	23 Mc Conachie, David
3	79	9.41	8.3953	77.8039	97.25	2 Arthur, Rhys
4	76	9.34	8.1370	75.4103	94.26	56 Hagiantoniou, Paul
5	78	10.16	7.6772	71.1484	88.94	120 Kotsoglo, Kalan
6	73	9.67	7.5491	69.9617	87.45	18 Curtis, Damien
7	78	10.65	7.3239	67.8749	84.84	37 Edwards, Phillip
8	76	10.39	7.3147	67.7895	84.74	1 Arthur, Justin
9	76	10.77	7.0566	65.3976	81.75	90 Graham, Gareth
10	76	10.88	6.9853	64.7364	80.92	41 Blowers, Karla
11	76	11.08	6.8592	63.5679	79.46	75 Vardanega, Paul
12	73	10.82	6.7468	62.5259	78.16	26 Porras, Robert
13	76	11.43	6.6492	61.6214	77.03	79 Tracey, Jake
14	75	11.33	6.6196	61.3473	76.68	64 Anderson, Natalie
15	71	11.01	6.4487	59.7634	74.70	40 Blowers, Linda
16	78	12.46	6.2600	58.0151	72.52	17 Petts, Doug
17	77	12.32	6.2500	57.9221	72.40	70 Dwyer, Bernie
18	78	12.63	6.1758	57.2342	71.54	53 Elliott, Craig
19	71	11.54	6.1525	57.0186	71.27	131 Lazaroo, Glen
20	70	11.39	6.1457	56.9559	71.19	19 Georgiou, Michael
21	75	12.40	6.0484	56.0536	70.07	36 Whitehead, Kevin
22	77	13.01	5.9185	54.8501	68.56	61 Cotton, Kris
23	73	12.43	5.8729	54.4272	68.03	39 Blowers, Alain
24	79	13.46	5.8692	54.3934	67.99	103 Williams, Peter
25	74	12.69	5.8314	54.0424	67.55	96 Tabe, Glen
26	71	12.36	5.7443	53.2358	66.54	118 Bennett, Peter
27	77	13.93	5.5276	51.2276	64.03	113 Moss, Andrew
28	76	14.24	5.3371	49.4616	61.83	4 Astell, Jodie
29	66	12.55	5.2590	48.7376	60.92	71 Machin, Stan
30	75	14.27	5.2558	48.7081	60.89	117 Clark, Graeme
31	79	15.30	5.1634	47.8520	59.81	85 Blackaller, David
32	80	15.85	5.0473	46.7762	58.47	49 Howes, Eddie
33	77	15.38	5.0065	46.3979	58.00	104 Sullivan (Snr), Joe
34	80	16.11	4.9659	46.0213	57.53	52 Lilley, Des
35	75	15.20	4.9342	45.7280	57.16	72 Murty, Gregory
36	76	15.47	4.9127	45.5289	56.91	11 Kuerschner, Ian
37	79	16.19	4.8796	45.2214	56.53	48 Thomas, Ken
38	73	15.02	4.8602	45.0419	56.30	33 Sleeth, Terence
39	61	12.73	4.7918	44.4084	55.51	35 Baird, David
40	53	11.24	4.7153	43.6992	54.62	114 Gregory, Jason
41	73	15.49	4.7127	43.6753	54.59	89 Carey, Mark
42	74	15.71	4.7104	43.6536	54.57	29 Spiller, Jane

**OPEN -- Overall Stage Results**  
**EFI SA STATE HANDGUN CHAMPIONSHIPS 2011**

Printed January 31, 2011 at 11:53



**Stage 11 -- RANGE 13**

<b>PTS</b>	<b>TIME</b>	<b>HIT FACTOR</b>	<b>STAGE POINTS</b>	<b>STAGE PERCENT</b>	<b>COMPETITOR # Name</b>	
43	76	16.14	4.7088	43.6389	54.55	13 Blackmore, Peter
44	77	16.44	4.6837	43.4063	54.26	16 Adriaanse, John
45	78	16.85	4.6291	42.9002	53.63	62 Carroll, Lex
46	75	16.39	4.5760	42.4079	53.01	129 Woodbridge, Luke
47	74	16.79	4.4074	40.8456	51.06	67 Power, William
48	79	18.06	4.3743	40.5390	50.67	68 Chambers, Bruce
49	67	16.01	4.1849	38.7836	48.48	119 Balsamo, Bob
50	69	16.53	4.1742	38.6848	48.36	91 Graham, Gina
51	79	19.10	4.1361	38.3317	47.91	32 Sleeth, Julie
52	77	18.88	4.0784	37.7966	47.25	8 Mitchell, Grant
53	78	19.39	4.0227	37.2804	46.60	6 Dickson, Ken
54	74	18.76	3.9446	36.5564	45.70	43 Connors, John
55	55	14.09	3.9035	36.1756	45.22	51 Wong, Steven
56	76	20.22	3.7587	34.8335	43.54	65 Martel, Arthur
57	61	17.46	3.4937	32.3780	40.47	3 Astell, Danielle
58	73	21.68	3.3672	31.2053	39.01	22 Butcher, Bryce
59	62	19.12	3.2427	30.0516	37.56	95 Bland, Tom
60	78	25.31	3.0818	28.5606	35.70	21 Butcher, Jeniene
61	64	22.40	2.8571	26.4787	33.10	115 Gregory, Nicole
62	63	43.82	1.4377	13.3239	16.65	105 Moreland, Carol

**STANDARD -- Overall Stage Results**  
**EFI SA STATE HANDGUN CHAMPIONSHIPS 2011**

Printed January 31, 2011 at 11:53



**Stage 11 -- RANGE 13**

	<b>PTS</b>	<b>TIME</b>	<b>HIT FACTOR</b>	<b>STAGE POINTS</b>	<b>STAGE PERCENT</b>	<b>COMPETITOR # Name</b>
1	70	10.57	6.6225	80.0000	100.00	78 Loftes, Jonathan
2	79	12.21	6.4701	78.1589	97.70	109 Woodhouse, Robert
3	69	11.45	6.0262	72.7965	91.00	83 Constable, Tony
4	72	13.00	5.5385	66.9046	83.63	101 Angelopoulos, Louie
5	68	12.84	5.2959	63.9751	79.97	86 Carey, Peter
6	74	14.31	5.1712	62.4682	78.09	73 Tonellato, Mark
7	72	14.06	5.1209	61.8606	77.33	30 Williams, Chris
8	70	14.57	4.8044	58.0371	72.55	132 Buntine, Ryan
9	78	16.51	4.7244	57.0709	71.34	9 Phillips, Murray
10	79	17.20	4.5930	55.4837	69.35	69 Astell, Robert
11	57	12.88	4.4255	53.4596	66.82	20 Manos, John
12	78	18.31	4.2600	51.4604	64.33	127 Moll, Adnrew
13	61	14.34	4.2538	51.3863	64.23	44 Wallhead, Neil
14	64	15.42	4.1505	50.1375	62.67	27 Porras, Zosanne
15	75	19.01	3.9453	47.6591	59.57	112 Colbertaldo, Livio
16	76	19.41	3.9155	47.2993	59.12	97 Costello, Mark
17	78	20.01	3.8981	47.0885	58.86	93 Nullmeyers, Colin
18	61	15.72	3.8804	46.8753	58.59	125 Jones, Gary
19	68	18.13	3.7507	45.3083	56.64	100 Crawford, Lindie
20	68	18.14	3.7486	45.2834	56.60	88 Carey, Danielle
21	56	15.52	3.6082	43.5876	54.48	60 Brown, Richard
22	70	20.01	3.4983	42.2589	52.82	134 Meekins, Guy
23	61	17.72	3.4424	41.5846	51.98	34 Blackmore, Kim
24	76	22.26	3.4142	41.2435	51.55	84 Hanegraaf, Paul
25	70	21.50	3.2558	39.3302	49.16	107 Taverner, Rod
26	45	14.10	3.1915	38.5532	48.19	54 Merritt, Chuck
27	57	17.89	3.1861	38.4885	48.11	81 Houston, Jarred
28	62	20.83	2.9765	35.9558	44.94	74 Tonellato, Daya
29	70	23.57	2.9699	35.8761	44.85	66 Wallace, Neil
30	80	28.54	2.8031	33.8612	42.33	24 Wyatt, Dwayne
31	37	13.23	2.7967	33.7838	42.23	124 Baker, Mark
32	80	29.30	2.7304	32.9829	41.23	25 Tucker, David
33	62	24.92	2.4880	30.0546	37.57	82 Richardson, Lisa
34	68	27.81	2.4452	29.5376	36.92	12 Kuerschner, Sandy
35	78	34.62	2.2530	27.2166	34.02	94 Nullmeyers, Dorothy
36	32	19.34	1.6546	19.9876	24.98	108 Taverner, Alistair
37	19	18.89	1.0058	12.1503	15.19	7 Machin, Jack
38	1	25.60	0.0391	0.4719	0.59	87 Carey, Christine

**PRODUCTION -- Overall Stage Results**  
**EFI SA STATE HANDGUN CHAMPIONSHIPS 2011**

Printed January 31, 2011 at 11:53



**Stage 11 -- RANGE 13**

	<b>PTS</b>	<b>TIME</b>	<b>HIT FACTOR</b>	<b>STAGE POINTS</b>	<b>STAGE PERCENT</b>	<b>COMPETITOR # Name</b>
1	74	11.37	6.5084	80.0000	100.00	110 Nalupta, Greg
2	70	11.71	5.9778	73.4784	91.85	80 Houston, Scott
3	78	14.62	5.3352	65.5792	81.97	45 Ellis, Chris
4	76	14.28	5.3221	65.4190	81.77	5 Carruthers, Scott
5	70	13.23	5.2910	65.0365	81.30	31 Corbett, Warren
6	61	11.64	5.2406	64.4163	80.52	46 Tueno, Gary
7	70	13.56	5.1622	63.4537	79.32	99 Crawford, Andrew
8	66	12.90	5.1163	62.8888	78.61	111 Hewett, Simon
9	70	14.09	4.9681	61.0669	76.33	116 O'Donnell, Justin
10	72	14.51	4.9621	60.9935	76.24	15 Dovi, John
11	68	13.93	4.8816	60.0035	75.00	28 Modra, Steven
12	70	14.75	4.7458	58.3344	72.92	77 Hooper, Boyd
13	66	14.25	4.6316	56.9309	71.16	76 Smith, Colin
14	72	15.62	4.6095	56.6592	70.82	10 Young, Richard
15	74	16.37	4.5205	55.5651	69.46	128 Marks, Jess
16	57	12.96	4.3981	54.0616	67.58	50 Wood, Bill
17	78	18.75	4.1600	51.1343	63.92	133 Camacho, Adam
18	72	17.71	4.0655	49.9727	62.47	47 Brown, Steve
19	63	16.64	3.7861	46.5378	58.17	126 Bourne, Brendan
20	68	18.32	3.7118	45.6249	57.03	42 Pallone, Stephen
21	55	15.50	3.5484	43.6164	54.52	122 Tremlow, Ross
22	80	23.10	3.4632	42.5693	53.21	130 Giles, Alan
23	47	14.20	3.3099	40.6844	50.86	59 Hudson, Michael
24	78	25.52	3.0564	37.5693	46.96	63 Craig, Jon
25	72	26.05	2.7639	33.9738	42.47	98 Harrison, James
26	54	19.59	2.7565	33.8827	42.35	57 Hagiantoniou, Savvas
27	58	22.40	2.5893	31.8272	39.78	123 Trenlow, Shane
28	36	15.19	2.3700	29.1315	36.41	121 Rowatt, Ped
29	45	20.38	2.2080	27.1411	33.93	102 Angelopoulos, James
30	47	24.24	1.9389	23.8333	29.79	135 Sullivan (Jnr), Joseph
31	76	39.86	1.9067	23.4366	29.30	38 Spinks, Rod
32	23	14.36	1.6017	19.6876	24.61	58 Hagiantoniou, Stavros
33	0	0.00	0.0000	0.0000	0.00	55 Foster, James

**OPEN -- Overall Stage Results**  
**EFI SA STATE HANDGUN CHAMPIONSHIPS 2011**

Printed January 31, 2011 at 11:53



**Stage 12 -- RANGE 14**

	PTS	TIME	HIT FACTOR	STAGE POINTS	STAGE PERCENT	COMPETITOR # Name
1	115	15.47	7.4337	130.0000	100.00	14 McIntosh, Brodie
2	122	18.51	6.5910	115.2628	88.66	1 Arthur, Justin
3	121	18.78	6.4430	112.6745	86.67	18 Curtis, Damien
4	122	19.31	6.3180	110.4876	84.99	79 Tracey, Jake
5	107	17.46	6.1283	107.1705	82.44	90 Graham, Gareth
6	122	20.23	6.0306	105.4629	81.13	120 Kotsoglo, Kalan
7	121	20.19	5.9931	104.8057	80.62	64 Anderson, Natalie
8	124	20.98	5.9104	103.3599	79.51	23 Mc Conachie, David
9	125	21.36	5.8521	102.3398	78.72	19 Georgiou, Michael
10	123	21.20	5.8019	101.4624	78.05	118 Bennett, Peter
11	120	20.69	5.7999	101.4277	78.02	113 Moss, Andrew
12	104	18.32	5.6769	99.2759	76.37	75 Vardanega, Paul
13	118	21.21	5.5634	97.2920	74.84	17 Petts, Doug
14	118	21.35	5.5269	96.6540	74.35	61 Cotton, Kris
15	118	22.35	5.2796	92.3295	71.02	70 Dwyer, Bernie
16	120	22.93	5.2333	91.5194	70.40	103 Williams, Peter
17	118	23.02	5.1260	89.6422	68.96	36 Whitehead, Kevin
18	120	24.09	4.9813	87.1125	67.01	35 Baird, David
19	105	21.47	4.8905	85.5250	65.79	71 Machin, Stan
20	117	23.93	4.8893	85.5025	65.77	114 Gregory, Jason
21	124	25.67	4.8305	84.4757	64.98	62 Carroll, Lex
22	94	19.54	4.8106	84.1277	64.71	37 Edwards, Phillip
23	99	20.67	4.7896	83.7588	64.43	56 Hagiantoniou, Paul
24	124	26.28	4.7184	82.5149	63.47	49 Howes, Eddie
25	119	25.94	4.5875	80.2256	61.71	72 Murty, Gregory
26	120	26.51	4.5266	79.1603	60.89	53 Elliott, Craig
27	117	26.08	4.4862	78.4538	60.35	2 Arthur, Rhys
28	123	27.61	4.4549	77.9066	59.93	41 Blowers, Karla
29	120	27.21	4.4101	77.1238	59.33	8 Mitchell, Grant
30	92	21.41	4.2971	75.1462	57.80	96 Tabe, Glen
31	114	26.54	4.2954	75.1173	57.78	51 Wong, Steven
32	120	27.98	4.2888	75.0014	57.69	117 Clark, Graeme
33	117	27.64	4.2330	74.0259	56.94	33 Sleeth, Terence
34	121	28.82	4.1985	73.4222	56.48	13 Blackmore, Peter
35	122	29.72	4.1050	71.7872	55.22	26 Porras, Robert
36	90	22.01	4.0891	71.5086	55.01	131 Lazaroo, Glen
37	120	29.65	4.0472	70.7770	54.44	32 Sleeth, Julie
38	123	30.43	4.0421	70.6869	54.37	85 Blackaller, David
39	107	26.70	4.0075	70.0823	53.91	4 Astell, Jodie
40	102	25.64	3.9782	69.5694	53.51	52 Lilley, Des
41	125	33.01	3.7867	66.2217	50.94	43 Connors, John
42	122	32.53	3.7504	65.5861	50.45	104 Sullivan (Snr), Joe

**OPEN -- Overall Stage Results**  
**EFI SA STATE HANDGUN CHAMPIONSHIPS 2011**

Printed January 31, 2011 at 11:53



**Stage 12 -- RANGE 14**

	<b>PTS</b>	<b>TIME</b>	<b>HIT FACTOR</b>	<b>STAGE POINTS</b>	<b>STAGE PERCENT</b>	<b>COMPETITOR # Name</b>
43	110	29.53	3.7250	65.1426	50.11	11 Kuerschner, Ian
44	121	32.52	3.7208	65.0685	50.05	29 Spiller, Jane
45	118	32.01	3.6863	64.4662	49.59	129 Woodbridge, Luke
46	105	28.80	3.6458	63.7577	49.04	67 Power, William
47	118	34.58	3.4124	59.6751	45.90	48 Thomas, Ken
48	96	28.77	3.3368	58.3535	44.89	89 Carey, Mark
49	102	30.70	3.3225	58.1029	44.69	3 Astell, Danielle
50	111	35.27	3.1472	55.0368	42.34	6 Dickson, Ken
51	118	37.75	3.1258	54.6639	42.05	65 Martel, Arthur
52	80	25.64	3.1201	54.5642	41.97	39 Blowers, Alain
53	125	41.62	3.0034	52.5223	40.40	21 Butcher, Jeniene
54	69	23.12	2.9844	52.1912	40.15	119 Balsamo, Bob
55	112	38.46	2.9121	50.9266	39.17	91 Graham, Gina
56	121	47.90	2.5261	44.1759	33.98	68 Chambers, Bruce
57	78	32.78	2.3795	41.6123	32.01	40 Blowers, Linda
58	69	32.19	2.1435	37.4856	28.84	16 Adriaanse, John
59	73	36.64	1.9924	34.8420	26.80	22 Butcher, Bryce
60	61	37.71	1.6176	28.2885	21.76	115 Gregory, Nicole
61	65	48.49	1.3405	23.4421	18.03	95 Bland, Tom
62	76	92.28	0.8236	14.4026	11.08	105 Moreland, Carol

**STANDARD -- Overall Stage Results**  
**EFI SA STATE HANDGUN CHAMPIONSHIPS 2011**

Printed January 31, 2011 at 11:53



**Stage 12 -- RANGE 14**

	PTS	TIME	HIT FACTOR	STAGE POINTS	STAGE PERCENT	COMPETITOR # Name
1	121	21.02	5.7564	130.0000	100.00	78 Loftes, Jonathan
2	84	20.04	4.1916	94.6613	72.82	83 Constable, Tony
3	106	25.99	4.0785	92.1065	70.85	101 Angelopoulos, Louie
4	110	27.27	4.0337	91.0958	70.07	24 Wyatt, Dwayne
5	110	28.26	3.8924	87.9045	67.62	73 Tonellato, Mark
6	109	29.37	3.7113	83.8134	64.47	132 Buntine, Ryan
7	97	26.31	3.6868	83.2610	64.05	44 Wallhead, Neil
8	118	32.65	3.6141	81.6187	62.78	112 Colbertaldo, Livio
9	112	32.05	3.4945	78.9188	60.71	60 Brown, Richard
10	111	32.28	3.4387	77.6569	59.74	69 Astell, Robert
11	106	31.62	3.3523	75.7068	58.24	30 Williams, Chris
12	108	34.07	3.1699	71.5883	55.07	27 Porras, Zosanne
13	93	30.33	3.0663	69.2470	53.27	125 Jones, Gary
14	94	31.40	2.9936	67.6066	52.01	109 Woodhouse, Robert
15	105	35.58	2.9511	66.6460	51.27	34 Blackmore, Kim
16	90	31.55	2.8526	64.4219	49.56	124 Baker, Mark
17	100	36.21	2.7617	62.3680	47.98	81 Houston, Jarred
18	86	31.31	2.7467	62.0306	47.72	93 Nullmeyers, Colin
19	89	33.43	2.6623	60.1235	46.25	108 Taverner, Alistair
20	63	23.68	2.6605	60.0827	46.22	86 Carey, Peter
21	85	32.09	2.6488	59.8191	46.01	54 Merritt, Chuck
22	66	27.23	2.4238	54.7378	42.11	97 Costello, Mark
23	84	36.39	2.3083	52.1300	40.10	84 Hanegraaf, Paul
24	57	25.94	2.1974	49.6244	38.17	20 Manos, John
25	105	48.07	2.1843	49.3294	37.95	9 Phillips, Murray
26	85	40.35	2.1066	47.5736	36.60	100 Crawford, Lindie
27	78	42.00	1.8571	41.9407	32.26	74 Tonellato, Daya
28	65	38.77	1.6766	37.8624	29.12	88 Carey, Danielle
29	73	44.17	1.6527	37.3238	28.71	94 Nullmeyers, Dorothy
30	65	40.32	1.6121	36.4069	28.01	82 Richardson, Lisa
31	79	49.80	1.5863	35.8252	27.56	25 Tucker, David
32	50	35.42	1.4116	31.8795	24.52	127 Moll, Adnrew
33	74	54.04	1.3694	30.9248	23.79	134 Meekins, Guy
34	63	61.41	1.0259	23.1682	17.82	87 Carey, Christine
35	21	44.77	0.4691	10.5931	8.15	66 Wallace, Neil
36	24	56.66	0.4236	9.5659	7.36	12 Kuerschner, Sandy
37	27	65.69	0.4110	9.2823	7.14	107 Taverner, Rod
38	0	25.51	0.0000	0.0000	0.00	7 Machin, Jack

**PRODUCTION -- Overall Stage Results**  
**EFI SA STATE HANDGUN CHAMPIONSHIPS 2011**

Printed January 31, 2011 at 11:53



**Stage 12 -- RANGE 14**

	<b>PTS</b>	<b>TIME</b>	<b>HIT FACTOR</b>	<b>STAGE POINTS</b>	<b>STAGE PERCENT</b>	<b>COMPETITOR # Name</b>
1	112	19.36	5.7851	130.0000	100.00	110 Nalupta, Greg
2	122	26.08	4.6779	105.1194	80.86	46 Tueno, Gary
3	118	26.01	4.5367	101.9465	78.42	50 Wood, Bill
4	122	27.70	4.4043	98.9716	76.13	45 Ellis, Chris
5	114	25.92	4.3981	98.8327	76.03	116 O'Donnell, Justin
6	114	26.82	4.2506	95.5161	73.47	28 Modra, Steven
7	101	24.04	4.2013	94.4099	72.62	111 Hewett, Simon
8	104	26.41	3.9379	88.4903	68.07	5 Carruthers, Scott
9	103	26.98	3.8176	85.7879	65.99	122 Tremlow, Ross
10	104	29.23	3.5580	79.9531	61.50	76 Smith, Colin
11	89	25.12	3.5430	79.6161	61.24	15 Dovi, John
12	116	34.46	3.3662	75.6438	58.19	10 Young, Richard
13	85	25.74	3.3023	74.2064	57.08	99 Crawford, Andrew
14	86	26.25	3.2762	73.6207	56.63	77 Hooper, Boyd
15	88	27.10	3.2472	72.9699	56.13	80 Houston, Scott
16	84	26.13	3.2147	72.2388	55.57	31 Corbett, Warren
17	110	34.34	3.2033	71.9819	55.37	130 Giles, Alan
18	92	33.25	2.7669	62.1766	47.83	133 Camacho, Adam
19	106	38.46	2.7561	61.9337	47.64	47 Brown, Steve
20	76	30.57	2.4861	55.8662	42.97	121 Rowatt, Ped
21	101	43.69	2.3117	51.9481	39.96	135 Sullivan (Jnr), Joseph
22	101	45.37	2.2261	50.0246	38.48	63 Craig, Jon
23	86	39.41	2.1822	49.0369	37.72	123 Trenlow, Shane
24	81	37.45	2.1629	48.6031	37.39	126 Bourne, Brendan
25	81	40.59	1.9956	44.8432	34.49	57 Hagiantoniou, Savvas
26	63	34.59	1.8213	40.9280	31.48	42 Pallone, Stephen
27	79	45.81	1.7245	38.7523	29.81	98 Harrison, James
28	76	52.61	1.4446	32.4621	24.97	128 Marks, Jess
29	28	32.71	0.8560	19.2357	14.80	58 Hagiantoniou, Stavros
30	8	25.98	0.3079	6.9196	5.32	59 Hudson, Michael
31	0	47.39	0.0000	0.0000	0.00	102 Angelopoulos, James
32	0	0.00	0.0000	0.0000	0.00	55 Foster, James
33	0	50.99	0.0000	0.0000	0.00	38 Spinks, Rod

**OPEN -- Overall Stage Results**  
**EFI SA STATE HANDGUN CHAMPIONSHIPS 2011**

Printed January 31, 2011 at 11:53



**Stage 13 -- RANGE 15**

	<b>PTS</b>	<b>TIME</b>	<b>HIT FACTOR</b>	<b>STAGE POINTS</b>	<b>STAGE PERCENT</b>	<b>COMPETITOR # Name</b>
1	41	6.00	6.8333	45.0000	100.00	120 Kotsoglo, Kalan
2	40	6.56	6.0976	40.1547	89.23	37 Edwards, Phillip
3	37	6.40	5.7813	38.0716	84.60	18 Curtis, Damien
4	40	6.92	5.7803	38.0657	84.59	19 Georgiou, Michael
5	40	6.94	5.7637	37.9560	84.35	56 Hagiantoniou, Paul
6	38	6.67	5.6972	37.5178	83.37	131 Lazaroo, Glen
7	43	7.63	5.6356	37.1128	82.47	79 Tracey, Jake
8	40	7.11	5.6259	37.0485	82.33	17 Petts, Doug
9	39	7.07	5.5163	36.3266	80.73	41 Blowers, Karla
10	37	6.72	5.5060	36.2587	80.57	2 Arthur, Rhys
11	38	6.94	5.4755	36.0582	80.13	75 Vardanega, Paul
12	36	6.81	5.2863	34.8125	77.36	26 Porras, Robert
13	41	7.86	5.2163	34.3511	76.34	61 Cotton, Kris
14	41	8.15	5.0307	33.1288	73.62	85 Blackaller, David
15	33	6.89	4.7896	31.5409	70.09	113 Moss, Andrew
16	38	7.98	4.7619	31.3589	69.69	52 Lilley, Des
17	39	8.37	4.6595	30.6845	68.19	23 Mc Conachie, David
18	40	8.95	4.4693	29.4318	65.40	118 Bennett, Peter
19	37	8.85	4.1808	27.5320	61.18	39 Blowers, Alain
20	42	10.08	4.1667	27.4390	60.98	62 Carroll, Lex
21	40	9.69	4.1280	27.1842	60.41	91 Graham, Gina
22	39	9.69	4.0248	26.5046	58.90	96 Tabe, Glen
23	24	6.04	3.9735	26.1670	58.15	14 McIntosh, Brodie
24	38	9.75	3.8974	25.6660	57.04	72 Murty, Gregory
25	44	11.77	3.7383	24.6182	54.71	13 Blackmore, Peter
26	40	11.04	3.6232	23.8600	53.02	117 Clark, Graeme
27	40	11.05	3.6199	23.8384	52.97	1 Arthur, Justin
28	33	9.14	3.6105	23.7765	52.84	33 Sleeth, Terence
29	39	11.29	3.4544	22.7484	50.55	114 Gregory, Jason
30	41	11.92	3.4396	22.6510	50.34	67 Power, William
31	40	11.66	3.4305	22.5913	50.20	29 Spiller, Jane
32	37	11.72	3.1570	20.7900	46.20	8 Mitchell, Grant
33	21	6.67	3.1484	20.7335	46.07	36 Whitehead, Kevin
34	29	9.25	3.1351	20.6460	45.88	11 Kuerschner, Ian
35	40	12.76	3.1348	20.6438	45.88	70 Dwyer, Bernie
36	41	13.44	3.0506	20.0893	44.64	129 Woodbridge, Luke
37	37	12.59	2.9388	19.3533	43.01	103 Williams, Peter
38	28	10.25	2.7317	17.9893	39.98	40 Blowers, Linda
39	27	10.55	2.5592	16.8535	37.45	43 Connors, John
40	43	16.86	2.5504	16.7954	37.32	48 Thomas, Ken
41	38	15.00	2.5333	16.6829	37.07	3 Astell, Danielle
42	26	10.41	2.4976	16.4476	36.55	49 Howes, Eddie

**OPEN -- Overall Stage Results**  
**EFI SA STATE HANDGUN CHAMPIONSHIPS 2011**

Printed January 31, 2011 at 11:53



**Stage 13 -- RANGE 15**

	<b>PTS</b>	<b>TIME</b>	<b>HIT FACTOR</b>	<b>STAGE POINTS</b>	<b>STAGE PERCENT</b>	<b>COMPETITOR # Name</b>
43	41	16.59	2.4714	16.2749	36.17	71 Machin, Stan
44	27	11.32	2.3852	15.7071	34.90	64 Anderson, Natalie
45	27	11.39	2.3705	15.6106	34.69	4 Astell, Jodie
46	23	9.85	2.3350	15.3770	34.17	53 Elliott, Craig
47	37	16.73	2.2116	14.5642	32.36	22 Butcher, Bryce
48	42	20.32	2.0669	13.6115	30.25	68 Chambers, Bruce
49	41	20.72	1.9788	13.0309	28.96	21 Butcher, Jeniene
50	22	11.21	1.9625	12.9240	28.72	104 Sullivan (Snr), Joe
51	24	13.14	1.8265	12.0281	26.73	89 Carey, Mark
52	12	6.65	1.8045	11.8834	26.41	90 Graham, Gareth
53	24	13.44	1.7857	11.7596	26.13	6 Dickson, Ken
54	27	15.87	1.7013	11.2038	24.90	32 Sleeth, Julie
55	42	26.34	1.5945	10.5006	23.33	119 Balsamo, Bob
56	26	16.54	1.5719	10.3518	23.00	16 Adriaanse, John
57	43	27.65	1.5552	10.2413	22.76	65 Martel, Arthur
58	26	20.99	1.2387	8.1572	18.13	95 Bland, Tom
59	19	15.51	1.2250	8.0672	17.93	115 Gregory, Nicole
60	20	18.28	1.0941	7.2050	16.01	51 Wong, Steven
61	0	12.25	0.0000	0.0000	0.00	35 Baird, David
62	0	21.05	0.0000	0.0000	0.00	105 Moreland, Carol

**STANDARD -- Overall Stage Results**  
**EFI SA STATE HANDGUN CHAMPIONSHIPS 2011**

Printed January 31, 2011 at 11:53



**Stage 13 -- RANGE 15**

	PTS	TIME	HIT FACTOR	STAGE POINTS	STAGE PERCENT	COMPETITOR # Name
1	41	9.90	4.1414	45.0000	100.00	83 Constable, Tony
2	40	10.79	3.7071	40.2812	89.51	78 Loftes, Jonathan
3	36	12.17	2.9581	32.1422	71.43	60 Brown, Richard
4	43	15.58	2.7599	29.9892	66.64	132 Buntine, Ryan
5	37	13.56	2.7286	29.6487	65.89	93 Nullmeyers, Colin
6	37	13.74	2.6929	29.2603	65.02	97 Costello, Mark
7	29	12.07	2.4027	26.1069	58.02	30 Williams, Chris
8	31	13.60	2.2794	24.7678	55.04	100 Crawford, Lindie
9	33	14.53	2.2712	24.6781	54.84	124 Baker, Mark
10	26	11.73	2.2165	24.0846	53.52	44 Wallhead, Neil
11	37	17.22	2.1487	23.3471	51.88	24 Wyatt, Dwayne
12	20	9.42	2.1231	23.0698	51.27	69 Astell, Robert
13	35	17.40	2.0115	21.8566	48.57	73 Tonellato, Mark
14	22	11.60	1.8966	20.6077	45.79	109 Woodhouse, Robert
15	39	21.27	1.8336	19.9233	44.27	87 Carey, Christine
16	29	16.29	1.7802	19.3438	42.99	101 Angelopoulos, Louie
17	33	18.91	1.7451	18.9621	42.14	54 Merritt, Chuck
18	36	20.69	1.7400	18.9063	42.01	112 Colbertaldo, Livio
19	33	20.87	1.5812	17.1813	38.18	25 Tucker, David
20	21	14.35	1.4634	15.9012	35.34	86 Carey, Peter
21	28	21.02	1.3321	14.4740	32.16	127 Moll, Adnrew
22	20	15.32	1.3055	14.1852	31.52	84 Hanegraaf, Paul
23	18	14.29	1.2596	13.6869	30.42	125 Jones, Gary
24	31	25.78	1.2025	13.0660	29.04	108 Taverner, Alistair
25	33	27.60	1.1957	12.9918	28.87	12 Kuerschner, Sandy
26	18	15.17	1.1866	12.8929	28.65	20 Manos, John
27	20	21.87	0.9145	9.9368	22.08	27 Porras, Zosanne
28	22	24.06	0.9144	9.9355	22.08	81 Houston, Jarred
29	13	15.81	0.8223	8.9346	19.85	9 Phillips, Murray
30	20	25.38	0.7880	8.5625	19.03	34 Blackmore, Kim
31	16	21.67	0.7383	8.0228	17.83	66 Wallace, Neil
32	12	18.43	0.6511	7.0749	15.72	88 Carey, Danielle
33	14	23.83	0.5875	6.3836	14.19	82 Richardson, Lisa
34	18	31.00	0.5806	6.3092	14.02	134 Meekins, Guy
35	10	36.89	0.2711	2.9455	6.55	7 Machin, Jack
36	3	15.54	0.1931	2.0977	4.66	94 Nullmeyers, Dorothy
37	3	65.31	0.0459	0.4991	1.11	107 Taverner, Rod
38	0	27.54	0.0000	0.0000	0.00	74 Tonellato, Daya

**PRODUCTION -- Overall Stage Results**  
**EFI SA STATE HANDGUN CHAMPIONSHIPS 2011**

Printed January 31, 2011 at 11:53



**Stage 13 -- RANGE 15**

	<b>PTS</b>	<b>TIME</b>	<b>HIT FACTOR</b>	<b>STAGE POINTS</b>	<b>STAGE PERCENT</b>	<b>COMPETITOR # Name</b>
1	39	11.85	3.2911	45.0000	100.00	47 Brown, Steve
2	39	13.49	2.8910	39.5293	87.84	10 Young, Richard
3	43	15.35	2.8013	38.3024	85.12	50 Wood, Bill
4	39	14.04	2.7778	37.9808	84.40	46 Tueno, Gary
5	39	14.24	2.7388	37.4473	83.22	28 Modra, Steven
6	35	12.94	2.7048	36.9828	82.18	77 Hooper, Boyd
7	37	13.80	2.6812	36.6597	81.47	80 Houston, Scott
8	29	10.86	2.6703	36.5119	81.14	31 Corbett, Warren
9	31	12.95	2.3938	32.7309	72.74	121 Rowatt, Ped
10	39	16.54	2.3579	32.2400	71.64	116 O'Donnell, Justin
11	43	18.67	2.3032	31.4913	69.98	126 Bourne, Brendan
12	37	16.16	2.2896	31.3059	69.57	130 Giles, Alan
13	39	18.59	2.0979	28.6848	63.74	63 Craig, Jon
14	20	10.04	1.9920	27.2372	60.53	45 Ellis, Chris
15	20	10.45	1.9139	26.1686	58.15	99 Crawford, Andrew
16	24	14.10	1.7021	23.2733	51.72	76 Smith, Colin
17	31	18.25	1.6986	23.2255	51.61	110 Nalupta, Greg
18	22	13.54	1.6248	22.2162	49.37	15 Dovi, John
19	39	26.47	1.4734	20.1454	44.77	128 Marks, Jess
20	22	14.97	1.4696	20.0940	44.65	111 Hewett, Simon
21	35	25.41	1.3774	18.8334	41.85	122 Tremlow, Ross
22	14	12.10	1.1570	15.8201	35.16	135 Sullivan (Jnr), Joseph
23	31	28.45	1.0896	14.8986	33.11	58 Hagiantoniou, Stavros
24	24	23.57	1.0182	13.9225	30.94	98 Harrison, James
25	16	15.83	1.0107	13.8199	30.71	5 Carruthers, Scott
26	18	18.30	0.9836	13.4489	29.89	133 Camacho, Adam
27	16	16.38	0.9768	13.3559	29.68	38 Spinks, Rod
28	20	35.51	0.5632	7.7010	17.11	57 Hagiantoniou, Savvas
29	12	29.70	0.4040	5.5245	12.28	102 Angelopoulos, James
30	0	0.00	0.0000	0.0000	0.00	55 Foster, James
31	0	15.70	0.0000	0.0000	0.00	42 Pallone, Stephen
32	0	19.63	0.0000	0.0000	0.00	123 Trenlow, Shane
33	0	17.79	0.0000	0.0000	0.00	59 Hudson, Michael

**OPEN -- Overall Stage Results**  
**EFI SA STATE HANDGUN CHAMPIONSHIPS 2011**

Printed January 31, 2011 at 11:53



**Stage 14 -- RANGE 16**

	<b>PTS</b>	<b>TIME</b>	<b>HIT FACTOR</b>	<b>STAGE POINTS</b>	<b>STAGE PERCENT</b>	<b>COMPETITOR # Name</b>
1	142	14.81	9.5881	150.0000	100.00	23 Mc Conachie, David
2	133	14.30	9.3007	145.5036	97.00	56 Hagiantoniou, Paul
3	142	15.47	9.1791	143.6005	95.73	90 Graham, Gareth
4	147	16.17	9.0909	142.2215	94.81	120 Kotsoglo, Kalan
5	143	15.86	9.0164	141.0558	94.04	14 McIntosh, Brodie
6	136	15.15	8.9769	140.4379	93.63	18 Curtis, Damien
7	146	16.54	8.8271	138.0942	92.06	17 Petts, Doug
8	126	14.78	8.5250	133.3688	88.91	37 Edwards, Phillip
9	125	14.90	8.3893	131.2447	87.50	2 Arthur, Rhys
10	115	13.92	8.2615	129.2458	86.16	1 Arthur, Justin
11	143	17.47	8.1855	128.0564	85.37	41 Blowers, Karla
12	142	18.01	7.8845	123.3482	82.23	79 Tracey, Jake
13	142	18.16	7.8194	122.3293	81.55	70 Dwyer, Bernie
14	146	19.79	7.3775	115.4157	76.94	53 Elliott, Craig
15	144	19.62	7.3394	114.8210	76.55	64 Anderson, Natalie
16	136	18.67	7.2844	113.9600	75.97	131 Lazaroo, Glen
17	144	20.19	7.1322	111.5794	74.39	40 Blowers, Linda
18	148	20.97	7.0577	110.4133	73.61	61 Cotton, Kris
19	128	18.26	7.0099	109.6648	73.11	39 Blowers, Alain
20	145	20.94	6.9245	108.3301	72.22	118 Bennett, Peter
21	115	16.77	6.8575	107.2810	71.52	113 Moss, Andrew
22	141	20.70	6.8116	106.5631	71.04	35 Baird, David
23	142	21.06	6.7426	105.4843	70.32	71 Machin, Stan
24	137	20.43	6.7058	104.9084	69.94	117 Clark, Graeme
25	137	20.52	6.6764	104.4483	69.63	91 Graham, Gina
26	136	20.41	6.6634	104.2447	69.50	89 Carey, Mark
27	144	21.89	6.5783	102.9141	68.61	85 Blackaller, David
28	138	21.37	6.4577	101.0259	67.35	4 Astell, Jodie
29	141	22.59	6.2417	97.6474	65.10	26 Porras, Robert
30	140	22.51	6.2195	97.2995	64.87	49 Howes, Eddie
31	137	22.04	6.2160	97.2449	64.83	11 Kuerschner, Ian
32	133	21.53	6.1774	96.6419	64.43	33 Sleeth, Terence
33	142	23.19	6.1233	95.7956	63.86	72 Murty, Gregory
34	133	21.89	6.0758	95.0526	63.37	96 Tabe, Glen
35	106	18.00	5.8889	92.1279	61.42	114 Gregory, Jason
36	97	16.65	5.8258	91.1414	60.76	19 Georgiou, Michael
37	146	25.74	5.6721	88.7365	59.16	16 Adriaanse, John
38	148	26.95	5.4917	85.9134	57.28	52 Lilley, Des
39	105	19.32	5.4348	85.0237	56.68	103 Williams, Peter
40	146	27.04	5.3994	84.4703	56.31	129 Woodbridge, Luke
41	146	28.39	5.1427	80.4536	53.64	6 Dickson, Ken
42	124	24.26	5.1113	79.9630	53.31	29 Spiller, Jane

**OPEN -- Overall Stage Results**  
**EFI SA STATE HANDGUN CHAMPIONSHIPS 2011**

Printed January 31, 2011 at 11:53



**Stage 14 -- RANGE 16**

	<b>PTS</b>	<b>TIME</b>	<b>HIT FACTOR</b>	<b>STAGE POINTS</b>	<b>STAGE PERCENT</b>	<b>COMPETITOR # Name</b>
43	127	25.56	4.9687	77.7322	51.82	75 Vardanega, Paul
44	146	29.50	4.9492	77.4264	51.62	3 Astell, Danielle
45	134	27.49	4.8745	76.2585	50.84	62 Carroll, Lex
46	147	30.41	4.8339	75.6239	50.42	48 Thomas, Ken
47	118	24.95	4.7295	73.9894	49.33	51 Wong, Steven
48	128	27.47	4.6596	72.8969	48.60	32 Sleeth, Julie
49	102	21.91	4.6554	72.8309	48.55	104 Sullivan (Snr), Joe
50	148	32.66	4.5315	70.8930	47.26	68 Chambers, Bruce
51	113	25.46	4.4383	69.4349	46.29	13 Blackmore, Peter
52	124	29.48	4.2062	65.8040	43.87	67 Power, William
53	143	34.02	4.2034	65.7597	43.84	8 Mitchell, Grant
54	137	34.08	4.0200	62.8896	41.93	115 Gregory, Nicole
55	146	36.43	4.0077	62.6977	41.80	65 Martel, Arthur
56	104	26.17	3.9740	62.1710	41.45	22 Butcher, Bryce
57	97	24.95	3.8878	60.8218	40.55	36 Whitehead, Kevin
58	120	31.78	3.7760	59.0725	39.38	95 Bland, Tom
59	125	35.43	3.5281	55.1946	36.80	43 Connors, John
60	97	29.61	3.2759	51.2497	34.17	119 Balsamo, Bob
61	149	49.04	3.0383	47.5328	31.69	21 Butcher, Jeniene
62	99	55.65	1.7790	27.8309	18.55	105 Moreland, Carol

**STANDARD -- Overall Stage Results**  
**EFI SA STATE HANDGUN CHAMPIONSHIPS 2011**

Printed January 31, 2011 at 11:53



**Stage 14 -- RANGE 16**

	<b>PTS</b>	<b>TIME</b>	<b>HIT FACTOR</b>	<b>STAGE POINTS</b>	<b>STAGE PERCENT</b>	<b>COMPETITOR # Name</b>
1	139	16.99	8.1813	150.0000	100.00	78 Loftes, Jonathan
2	132	16.91	7.8060	143.1199	95.41	83 Constable, Tony
3	144	19.02	7.5710	138.8103	92.54	109 Woodhouse, Robert
4	130	20.43	6.3632	116.6661	77.78	20 Manos, John
5	140	22.76	6.1511	112.7783	75.19	101 Angelopoulos, Louie
6	143	24.38	5.8655	107.5405	71.69	69 Astell, Robert
7	136	24.44	5.5646	102.0252	68.02	132 Buntine, Ryan
8	134	24.13	5.5533	101.8163	67.88	30 Williams, Chris
9	130	23.70	5.4852	100.5692	67.05	44 Wallhead, Neil
10	126	23.47	5.3686	98.4300	65.62	60 Brown, Richard
11	108	20.33	5.3123	97.3994	64.93	124 Baker, Mark
12	103	20.87	4.9353	90.4867	60.32	86 Carey, Peter
13	140	28.56	4.9020	89.8752	59.92	24 Wyatt, Dwayne
14	111	23.90	4.6444	85.1520	56.77	73 Tonellato, Mark
15	118	26.81	4.4013	80.6966	53.80	54 Merritt, Chuck
16	138	32.21	4.2844	78.5522	52.37	9 Phillips, Murray
17	138	32.81	4.2060	77.1157	51.41	127 Moll, Adnrew
18	134	32.15	4.1680	76.4176	50.95	34 Blackmore, Kim
19	92	23.02	3.9965	73.2744	48.85	125 Jones, Gary
20	122	30.60	3.9869	73.0985	48.73	134 Meekins, Guy
21	132	33.60	3.9286	72.0285	48.02	88 Carey, Danielle
22	142	36.70	3.8692	70.9402	47.29	93 Nullmeyers, Colin
23	126	35.23	3.5765	65.5734	43.72	97 Costello, Mark
24	140	39.65	3.5309	64.7373	43.16	84 Hanegraaf, Paul
25	150	42.95	3.4924	64.0321	42.69	94 Nullmeyers, Dorothy
26	118	34.26	3.4442	63.1487	42.10	27 Porras, Zosanne
27	117	36.09	3.2419	59.4386	39.63	107 Taverner, Rod
28	86	27.22	3.1594	57.9269	38.62	108 Taverner, Alistair
29	114	36.48	3.1250	57.2954	38.20	100 Crawford, Lindie
30	144	46.19	3.1176	57.1590	38.11	25 Tucker, David
31	77	26.10	2.9502	54.0904	36.06	81 Houston, Jarred
32	142	49.55	2.8658	52.5430	35.03	87 Carey, Christine
33	117	42.70	2.7400	50.2375	33.49	82 Richardson, Lisa
34	70	25.55	2.7397	50.2316	33.49	112 Colbertaldo, Livio
35	100	41.45	2.4125	44.2329	29.49	74 Tonellato, Daya
36	120	51.71	2.3206	42.5477	28.37	12 Kuerschner, Sandy
37	84	41.07	2.0453	37.4994	25.00	7 Machin, Jack
38	72	51.41	1.4005	25.6776	17.12	66 Wallace, Neil

**PRODUCTION -- Overall Stage Results**  
**EFI SA STATE HANDGUN CHAMPIONSHIPS 2011**

Printed January 31, 2011 at 11:53



**Stage 14 -- RANGE 16**

	<b>PTS</b>	<b>TIME</b>	<b>HIT FACTOR</b>	<b>STAGE POINTS</b>	<b>STAGE PERCENT</b>	<b>COMPETITOR # Name</b>
1	120	15.94	7.5282	150.0000	100.00	110 Nalupta, Greg
2	126	18.85	6.6844	133.1857	88.79	46 Tueno, Gary
3	138	20.78	6.6410	132.3219	88.21	77 Hooper, Boyd
4	124	19.59	6.3298	126.1205	84.08	50 Wood, Bill
5	128	20.62	6.2076	123.6857	82.46	80 Houston, Scott
6	130	22.05	5.8957	117.4717	78.31	5 Carruthers, Scott
7	130	22.45	5.7906	115.3786	76.92	45 Ellis, Chris
8	130	23.91	5.4371	108.3333	72.22	10 Young, Richard
9	128	24.85	5.1509	102.6318	68.42	121 Rowatt, Ped
10	128	24.89	5.1426	102.4669	68.31	99 Crawford, Andrew
11	138	27.90	4.9462	98.5538	65.70	28 Modra, Steven
12	102	20.89	4.8827	97.2882	64.86	31 Corbett, Warren
13	146	29.92	4.8797	97.2276	64.82	47 Brown, Steve
14	120	24.76	4.8465	96.5670	64.38	116 O'Donnell, Justin
15	128	27.73	4.6159	91.9726	61.32	58 Hagiantoniou, Stavros
16	142	31.39	4.5237	90.1354	60.09	130 Giles, Alan
17	120	27.38	4.3828	87.3265	58.22	59 Hudson, Michael
18	121	27.93	4.3323	86.3203	57.55	122 Tremlow, Ross
19	101	23.81	4.2419	84.5202	56.35	15 Dovi, John
20	140	34.85	4.0172	80.0430	53.36	126 Bourne, Brendan
21	138	36.14	3.8185	76.0833	50.72	133 Camacho, Adam
22	144	38.27	3.7627	74.9726	49.98	98 Harrison, James
23	100	26.66	3.7509	74.7374	49.82	76 Smith, Colin
24	112	32.44	3.4525	68.7916	45.86	57 Hagiantoniou, Savvas
25	132	41.24	3.2008	63.7755	42.52	123 Trenlow, Shane
26	144	45.68	3.1524	62.8109	41.87	63 Craig, Jon
27	96	36.15	2.6556	52.9129	35.28	42 Pallone, Stephen
28	43	18.55	2.3181	46.1873	30.79	111 Hewett, Simon
29	119	53.35	2.2306	44.4438	29.63	128 Marks, Jess
30	103	55.74	1.8479	36.8187	24.55	135 Sullivan (Jnr), Joseph
31	91	65.17	1.3963	27.8222	18.55	38 Spinks, Rod
32	31	29.26	1.0595	21.1099	14.07	102 Angelopoulos, James
33	0	0.00	0.0000	0.0000	0.00	55 Foster, James

# EFI SA STATE HANDGUN CHAMPIONSHIPS 2011

Printed January 31, 2011 at 11:53



## Disqualified Shooters

<u>No.</u>	<u>Name</u>
------------	-------------

92	Langley, Paul
----	---------------