


OPEN -- Overall Stage Results

KAPUNDA STICS 2011

Printed November 14, 2011 at 8:39



Stage 1 -- STAGE ONE

	PTS	TIME	HIT FACTOR	STAGE POINTS	STAGE PERCENT	COMPETITOR # Name
1	109	15.85	6.8770	120.0000	100.00	45 Curtis, Damien
2	113	19.44	5.8128	101.4299	84.52	1 Georgiou, Michael
3	111	19.82	5.6004	97.7245	81.44	43 Edwards, Phillip
4	112	21.87	5.1212	89.3621	74.47	32 Kuerschner, Ian
5	108	21.23	5.0871	88.7683	73.97	47 Tabe, Glen
6	111	21.95	5.0569	88.2414	73.53	29 Williams, Peter
7	98	19.66	4.9847	86.9814	72.48	14 Cotton, Kris
8	89	19.15	4.6475	81.0971	67.58	53 Bennett, Peter
9	110	23.96	4.5910	80.1106	66.76	3 Machin, Stan
10	102	22.97	4.4406	77.4860	64.57	23 Rowatt, Ped
11	107	24.95	4.2886	74.8337	62.36	9 Dwyer, Bernie
12	109	25.78	4.2281	73.7781	61.48	50 Howes, Eddie
13	110	26.46	4.1572	72.5415	60.45	22 Lilley, Des
14	86	21.42	4.0149	70.0588	58.38	54 Baird, David
15	96	27.30	3.5165	61.3610	51.13	27 Tonellato, Mark
16	69	19.67	3.5079	61.2109	51.01	46 Tracey, Jake
17	114	32.81	3.4746	60.6293	50.52	20 Cameron, Andrew
18	90	26.72	3.3683	58.7747	48.98	36 Pollock, John
19	106	31.80	3.3333	58.1651	48.47	51 Martel, Arthur
20	111	33.52	3.3115	57.7834	48.15	42 Young, Richard
21	87	41.79	2.0818	36.3271	30.27	28 Tonellato, Daya
22	63	39.67	1.5881	27.7116	23.09	21 Mitchell, Trevor
23	9	53.87	0.1671	2.9153	2.43	44 Marsh, Len
24	0	44.81	0.0000	0.0000	0.00	37 Carroll, Ian

STANDARD -- Overall Stage Results

KAPUNDA STICS 2011

Printed November 14, 2011 at 8:39



Stage 1 -- STAGE ONE

	PTS	TIME	HIT FACTOR	STAGE POINTS	STAGE PERCENT	COMPETITOR # Name
1	87	21.09	4.1252	120.0000	100.00	15 Nalupta, Greg
2	106	27.51	3.8531	112.0866	93.41	24 Sharkey, Alan
3	96	31.97	3.0028	87.3509	72.79	8 Dwyer, Tom
4	91	33.47	2.7189	79.0905	65.91	10 Phillips, Murray
5	88	32.48	2.7094	78.8143	65.68	12 Cleary, Michael
6	98	43.52	2.2518	65.5052	54.59	13 Rollings, Ian
7	76	35.40	2.1469	62.4524	52.04	34 Wyatt, Dwayne
8	57	28.75	1.9826	57.6734	48.06	33 Baker, Mark
9	76	53.29	1.4262	41.4865	34.57	30 Jones, Gary
10	29	34.10	0.8504	24.7390	20.62	25 Sharkey, Lynn
11	22	38.20	0.5759	16.7532	13.96	31 Martin, Chris
12	50	89.57	0.5582	16.2385	13.53	4 Tucker, David
13	13	76.42	0.1701	4.9485	4.12	40 Hughes, Carrie
14	0	59.08	0.0000	0.0000	0.00	7 McGrane, Gabriel
15	0	40.11	0.0000	0.0000	0.00	2 Merritt, Chuck
16	0	50.82	0.0000	0.0000	0.00	5 Taverner, Rod

PRODUCTION -- Overall Stage Results

KAPUNDA STICS 2011

Printed November 14, 2011 at 8:39



Stage 1 -- STAGE ONE

	PTS	TIME	HIT FACTOR	STAGE POINTS	STAGE PERCENT	COMPETITOR # Name
1	77	21.51	3.5797	120.0000	100.00	48 Hewett, Simon
2	95	27.60	3.4420	115.3840	96.15	52 Brown, Steve
3	73	26.48	2.7568	92.4136	77.01	19 Dovi, John
4	83	31.55	2.6307	88.1880	73.49	18 Pasamba, Dennis
5	77	31.31	2.4593	82.4401	68.70	26 Carruthers, Scott
6	71	29.88	2.3762	79.6542	66.38	41 Giles, Alan
7	69	40.27	1.7134	57.4379	47.86	11 Spinks, Rod
8	65	38.60	1.6839	56.4491	47.04	38 Williams, Justin
9	50	33.16	1.5078	50.5460	42.12	49 O'Donnell, Justin
10	57	58.44	0.9754	32.6961	27.25	16 Calimoso, Garry
11	45	54.68	0.8230	27.5877	22.99	35 Pulbrook, Daniel
12	14	61.22	0.2287	7.6659	6.39	17 Ortega, Dave
13	0	32.20	0.0000	0.0000	0.00	39 Keley, Brian

OPEN -- Overall Stage Results

KAPUNDA STICS 2011

Printed November 14, 2011 at 8:39



Stage 2 -- STAGE TWO

	PTS	TIME	HIT FACTOR	STAGE POINTS	STAGE PERCENT	COMPETITOR # Name
1	81	11.18	7.2451	85.0000	100.00	45 Curtis, Damien
2	69	9.59	7.1950	84.4124	99.31	43 Edwards, Phillip
3	82	11.81	6.9433	81.4591	95.83	46 Tracey, Jake
4	74	11.91	6.2133	72.8947	85.76	47 Tabe, Glen
5	78	12.92	6.0372	70.8285	83.33	20 Cameron, Andrew
6	83	14.14	5.8699	68.8659	81.02	9 Dwyer, Bernie
7	79	13.83	5.7122	67.0163	78.84	42 Young, Richard
8	77	13.48	5.7122	67.0157	78.84	14 Cotton, Kris
9	80	14.08	5.6818	66.6597	78.42	27 Tonellato, Mark
10	79	14.37	5.4976	64.4980	75.88	29 Williams, Peter
11	79	14.84	5.3235	62.4552	73.48	53 Bennett, Peter
12	79	15.57	5.0739	59.5270	70.03	54 Baird, David
13	78	16.25	4.8000	56.3141	66.25	50 Howes, Eddie
14	69	14.80	4.6622	54.6969	64.35	32 Kuerschner, Ian
15	81	17.43	4.6472	54.5209	64.14	23 Rowatt, Ped
16	62	14.38	4.3115	50.5835	59.51	21 Mitchell, Trevor
17	76	18.22	4.1712	48.9374	57.57	28 Tonellato, Daya
18	83	19.96	4.1583	48.7858	57.40	22 Lilley, Des
19	77	18.61	4.1376	48.5423	57.11	36 Pollock, John
20	67	17.01	3.9389	46.2111	54.37	3 Machin, Stan
21	79	23.58	3.3503	39.3060	46.24	51 Martel, Arthur
22	53	17.29	3.0654	35.9631	42.31	1 Georgiou, Michael
23	67	24.52	2.7325	32.0575	37.71	37 Carroll, Ian
24	71	28.98	2.4500	28.7432	33.82	44 Marsh, Len

STANDARD -- Overall Stage Results

KAPUNDA STICS 2011

Printed November 14, 2011 at 8:39



Stage 2 -- STAGE TWO

	PTS	TIME	HIT FACTOR	STAGE POINTS	STAGE PERCENT	COMPETITOR # Name
1	81	14.44	5.6094	85.0000	100.00	33 Baker, Mark
2	67	11.96	5.6020	84.8877	99.87	15 Nalupta, Greg
3	79	16.51	4.7850	72.5072	85.30	34 Wyatt, Dwayne
4	69	17.07	4.0422	61.2515	72.06	12 Cleary, Michael
5	63	15.76	3.9975	60.5739	71.26	13 Rollings, Ian
6	79	21.11	3.7423	56.7074	66.71	10 Phillips, Murray
7	79	21.21	3.7247	56.4401	66.40	8 Dwyer, Tom
8	73	19.73	3.6999	56.0657	65.96	24 Sharkey, Alan
9	58	18.09	3.2062	48.5837	57.16	30 Jones, Gary
10	71	24.74	2.8698	43.4870	51.16	5 Taverner, Rod
11	51	18.91	2.6970	40.8677	48.08	2 Merritt, Chuck
12	61	23.04	2.6476	40.1188	47.20	25 Sharkey, Lynn
13	67	27.23	2.4605	37.2845	43.86	31 Martin, Chris
14	83	43.68	1.9002	28.7936	33.87	7 McGrane, Gabriel
15	65	37.75	1.7219	26.0914	30.70	40 Hughes, Carrie
16	77	64.53	1.1932	18.0813	21.27	4 Tucker, David

PRODUCTION -- Overall Stage Results

KAPUNDA STICS 2011

Printed November 14, 2011 at 8:39



Stage 2 -- STAGE TWO

	PTS	TIME	HIT FACTOR	STAGE POINTS	STAGE PERCENT	COMPETITOR # Name
1	81	14.83	5.4619	85.0000	100.00	26 Carruthers, Scott
2	69	13.26	5.2036	80.9805	95.27	49 O'Donnell, Justin
3	79	18.69	4.2269	65.7798	77.39	38 Williams, Justin
4	57	15.84	3.5985	56.0009	65.88	19 Dovi, John
5	75	21.27	3.5261	54.8743	64.56	18 Pasamba, Dennis
6	75	22.66	3.3098	51.5082	60.60	41 Giles, Alan
7	73	22.58	3.2329	50.3123	59.19	52 Brown, Steve
8	63	21.65	2.9099	45.2853	53.28	39 Keley, Brian
9	61	23.03	2.6487	41.2203	48.49	35 Pulbrook, Daniel
10	71	30.49	2.3286	36.2390	42.63	11 Spinks, Rod
11	65	28.43	2.2863	35.5805	41.86	16 Calimoso, Garry
12	36	23.72	1.5177	23.6191	27.79	17 Ortega, Dave
13	12	12.34	0.9724	15.1336	17.80	48 Hewett, Simon

OPEN -- Overall Stage Results

KAPUNDA STICS 2011

Printed November 14, 2011 at 8:39



Stage 3 -- STAGE THREE

	PTS	TIME	HIT FACTOR	STAGE POINTS	STAGE PERCENT	COMPETITOR # Name
1	49	4.97	9.8592	50.0000	100.00	43 Edwards, Phillip
2	48	4.87	9.8563	49.9853	99.97	45 Curtis, Damien
3	49	5.28	9.2803	47.0644	94.13	46 Tracey, Jake
4	49	5.91	8.2910	42.0474	84.09	29 Williams, Peter
5	47	5.82	8.0756	40.9548	81.91	14 Cotton, Kris
6	46	5.97	7.7052	39.0763	78.15	23 Rowatt, Ped
7	49	6.81	7.1953	36.4905	72.98	47 Tabe, Glen
8	50	7.02	7.1225	36.1213	72.24	42 Young, Richard
9	44	6.28	7.0064	35.5323	71.06	1 Georgiou, Michael
10	49	7.21	6.7961	34.4660	68.93	53 Bennett, Peter
11	48	7.19	6.6759	33.8565	67.71	54 Baird, David
12	46	8.00	5.7500	29.1607	58.32	9 Dwyer, Bernie
13	49	8.95	5.4749	27.7654	55.53	22 Lilley, Des
14	49	9.23	5.3088	26.9231	53.85	51 Martel, Arthur
15	48	9.90	4.8485	24.5887	49.18	3 Machin, Stan
16	48	11.46	4.1885	21.2416	42.48	28 Tonellato, Daya
17	47	12.51	3.7570	19.0533	38.11	21 Mitchell, Trevor
18	49	13.24	3.7009	18.7689	37.54	32 Kuerschner, Ian
19	48	13.24	3.6254	18.3858	36.77	44 Marsh, Len
20	48	13.44	3.5714	18.1122	36.22	36 Pollock, John
21	33	9.80	3.3673	17.0773	34.15	37 Carroll, Ian
22	35	11.54	3.0329	15.3813	30.76	50 Howes, Eddie
23	34	12.14	2.8007	14.2033	28.41	20 Cameron, Andrew
24	5	8.89	0.5624	2.8523	5.70	27 Tonellato, Mark

STANDARD -- Overall Stage Results

KAPUNDA STICS 2011

Printed November 14, 2011 at 8:39




Stage 3 -- STAGE THREE

	PTS	TIME	HIT FACTOR	STAGE POINTS	STAGE PERCENT	COMPETITOR # Name
1	42	6.68	6.2874	50.0000	100.00	15 Nalupta, Greg
2	46	7.89	5.8302	46.3637	92.73	33 Baker, Mark
3	44	7.77	5.6628	45.0328	90.07	34 Wyatt, Dwayne
4	38	8.35	4.5509	36.1905	72.38	12 Cleary, Michael
5	48	10.91	4.3996	34.9876	69.98	10 Phillips, Murray
6	44	13.52	3.2544	25.8805	51.76	2 Merritt, Chuck
7	31	10.67	2.9053	23.1044	46.21	8 Dwyer, Tom
8	44	18.87	2.3317	18.5429	37.09	31 Martin, Chris
9	48	23.06	2.0815	16.5531	33.11	24 Sharkey, Alan
10	38	19.07	1.9927	15.8464	31.69	40 Hughes, Carrie
11	15	7.55	1.9868	15.7994	31.60	30 Jones, Gary
12	18	9.91	1.8163	14.4443	28.89	25 Sharkey, Lynn
13	17	14.44	1.1773	9.3622	18.72	13 Rollings, Ian
14	25	22.74	1.0994	8.7427	17.49	5 Taverner, Rod
15	48	50.07	0.9587	7.6236	15.25	4 Tucker, David
16	0	23.85	0.0000	0.0000	0.00	7 McGrane, Gabriel

PRODUCTION -- Overall Stage Results

KAPUNDA STICS 2011

Printed November 14, 2011 at 8:39



Stage 3 -- STAGE THREE

	PTS	TIME	HIT FACTOR	STAGE POINTS	STAGE PERCENT	COMPETITOR # Name
1	44	7.07	6.2235	50.0000	100.00	26 Carruthers, Scott
2	50	9.51	5.2576	42.2402	84.48	52 Brown, Steve
3	42	8.47	4.9587	39.8385	79.68	48 Hewett, Simon
4	44	9.91	4.4400	35.6710	71.34	38 Williams, Justin
5	33	8.20	4.0244	32.3323	64.66	49 O'Donnell, Justin
6	44	15.74	2.7954	22.4587	44.92	41 Giles, Alan
7	46	16.66	2.7611	22.1830	44.37	19 Dovi, John
8	35	15.27	2.2921	18.4147	36.83	39 Keley, Brian
9	31	14.44	2.1468	17.2477	34.50	18 Pasamba, Dennis
10	29	21.13	1.3725	11.0264	22.05	35 Pulbrook, Daniel
11	19	17.50	1.0857	8.7227	17.45	16 Calimoso, Garry
12	18	30.76	0.5852	4.7014	9.40	17 Ortega, Dave
13	0	25.83	0.0000	0.0000	0.00	11 Spinks, Rod

OPEN -- Overall Stage Results**KAPUNDA STICS 2011**

Printed November 14, 2011 at 8:39

**Stage 4 -- STAGE FOUR**

	PTS	TIME	HIT FACTOR	STAGE POINTS	STAGE PERCENT	COMPETITOR # Name
1	41	5.75	7.1304	45.0000	100.00	43 Edwards, Phillip
2	39	5.78	6.7474	42.5827	94.63	45 Curtis, Damien
3	42	6.81	6.1674	38.9223	86.49	29 Williams, Peter
4	42	7.27	5.7772	36.4596	81.02	20 Cameron, Andrew
5	41	7.32	5.6011	35.3484	78.55	53 Bennett, Peter
6	41	7.92	5.1768	32.6705	72.60	54 Baird, David
7	41	8.01	5.1186	32.3034	71.79	9 Dwyer, Bernie
8	38	7.43	5.1144	32.2769	71.73	23 Rowatt, Ped
9	37	7.54	4.9072	30.9690	68.82	14 Cotton, Kris
10	35	7.47	4.6854	29.5695	65.71	32 Kuerschner, Ian
11	38	8.17	4.6512	29.3534	65.23	3 Machin, Stan
12	33	8.24	4.0049	25.2745	56.17	27 Tonellato, Mark
13	34	8.50	4.0000	25.2439	56.10	21 Mitchell, Trevor
14	42	10.96	3.8321	24.1844	53.74	50 Howes, Eddie
15	28	7.40	3.7838	23.8794	53.07	47 Tabe, Glen
16	40	10.60	3.7736	23.8150	52.92	36 Pollock, John
17	39	10.58	3.6862	23.2635	51.70	51 Martel, Arthur
18	34	9.43	3.6055	22.7543	50.57	42 Young, Richard
19	42	13.08	3.2110	20.2646	45.03	28 Tonellato, Daya
20	39	12.29	3.1733	20.0267	44.50	22 Lilley, Des
21	37	12.95	2.8571	18.0314	40.07	37 Carroll, Ian
22	25	18.23	1.3714	8.6547	19.23	44 Marsh, Len
23	0	6.12	0.0000	0.0000	0.00	1 Georgiou, Michael
24	0	6.06	0.0000	0.0000	0.00	46 Tracey, Jake

STANDARD -- Overall Stage Results

KAPUNDA STICS 2011

Printed November 14, 2011 at 8:39



Stage 4 -- STAGE FOUR

	PTS	TIME	HIT FACTOR	STAGE POINTS	STAGE PERCENT	COMPETITOR # Name
1	37	7.53	4.9137	45.0000	100.00	15 Nalupta, Greg
2	39	10.18	3.8310	35.0851	77.97	34 Wyatt, Dwayne
3	39	11.64	3.3505	30.6844	68.19	12 Cleary, Michael
4	37	11.18	3.3095	30.3086	67.35	2 Merritt, Chuck
5	35	11.15	3.1390	28.7474	63.88	13 Rollings, Ian
6	35	12.22	2.8642	26.2303	58.29	10 Phillips, Murray
7	21	9.79	2.1450	19.6446	43.65	33 Baker, Mark
8	25	12.82	1.9501	17.8590	39.69	25 Sharkey, Lynn
9	21	10.92	1.9231	17.6117	39.14	24 Sharkey, Alan
10	31	17.13	1.8097	16.5733	36.83	8 Dwyer, Tom
11	37	20.93	1.7678	16.1897	35.98	30 Jones, Gary
12	10	30.02	0.3331	3.0507	6.78	4 Tucker, David
13	5	15.03	0.3327	3.0466	6.77	7 McGrane, Gabriel
14	0	15.04	0.0000	0.0000	0.00	31 Martin, Chris
15	0	22.12	0.0000	0.0000	0.00	40 Hughes, Carrie
16	0	15.91	0.0000	0.0000	0.00	5 Taverner, Rod

PRODUCTION -- Overall Stage Results

KAPUNDA STICS 2011

Printed November 14, 2011 at 8:39



Stage 4 -- STAGE FOUR

	PTS	TIME	HIT FACTOR	STAGE POINTS	STAGE PERCENT	COMPETITOR # Name
1	37	8.62	4.2923	45.0000	100.00	48 Hewett, Simon
2	41	10.58	3.8752	40.6271	90.28	52 Brown, Steve
3	33	10.52	3.1369	32.8864	73.08	19 Dovi, John
4	25	9.40	2.6596	27.8824	61.96	26 Carruthers, Scott
5	20	8.21	2.4361	25.5391	56.75	49 O'Donnell, Justin
6	31	12.93	2.3975	25.1351	55.86	38 Williams, Justin
7	1	16.82	0.0595	0.6233	1.39	18 Pasamba, Dennis
8	0	12.91	0.0000	0.0000	0.00	16 Calimoso, Garry
9	0	13.09	0.0000	0.0000	0.00	39 Keley, Brian
10	0	14.17	0.0000	0.0000	0.00	35 Pulbrook, Daniel
11	0	13.77	0.0000	0.0000	0.00	41 Giles, Alan
12	0	13.50	0.0000	0.0000	0.00	17 Ortega, Dave
13	0	22.07	0.0000	0.0000	0.00	11 Spinks, Rod

OPEN -- Overall Stage Results

KAPUNDA STICS 2011

Printed November 14, 2011 at 8:39



Stage 5 -- STAGE FIVE

	PTS	TIME	HIT FACTOR	STAGE POINTS	STAGE PERCENT	COMPETITOR # Name
1	108	13.91	7.7642	120.0000	100.00	45 Curtis, Damien
2	107	13.91	7.6923	118.8889	99.07	43 Edwards, Phillip
3	109	14.54	7.4966	115.8635	96.55	1 Georgiou, Michael
4	110	16.13	6.8196	105.4006	87.83	14 Cotton, Kris
5	102	16.32	6.2500	96.5972	80.50	23 Rowatt, Ped
6	104	16.92	6.1466	94.9987	79.17	9 Dwyer, Bernie
7	104	17.03	6.1069	94.3851	78.65	29 Williams, Peter
8	110	18.20	6.0440	93.4127	77.84	20 Cameron, Andrew
9	106	18.76	5.6503	87.3288	72.77	27 Tonellato, Mark
10	102	18.06	5.6478	87.2905	72.74	47 Tabe, Glen
11	104	20.32	5.1181	79.1032	65.92	32 Kuerschner, Ian
12	101	20.02	5.0450	77.9726	64.98	53 Bennett, Peter
13	99	20.12	4.9205	76.0487	63.37	46 Tracey, Jake
14	106	22.15	4.7856	73.9634	61.64	50 Howes, Eddie
15	85	17.95	4.7354	73.1879	60.99	54 Baird, David
16	87	18.43	4.7206	72.9589	60.80	42 Young, Richard
17	96	29.49	3.2553	50.3131	41.93	28 Tonellato, Daya
18	104	32.13	3.2369	50.0273	41.69	36 Pollock, John
19	107	35.84	2.9855	46.1424	38.45	51 Martel, Arthur
20	84	28.31	2.9671	45.8589	38.22	22 Lilley, Des
21	95	32.19	2.9512	45.6129	38.01	21 Mitchell, Trevor
22	99	39.62	2.4987	38.6194	32.18	3 Machin, Stan
23	92	48.39	1.9012	29.3844	24.49	44 Marsh, Len
24	49	40.74	1.2027	18.5892	15.49	37 Carroll, Ian

STANDARD -- Overall Stage Results

KAPUNDA STICS 2011

Printed November 14, 2011 at 8:39




Stage 5 -- STAGE FIVE

	PTS	TIME	HIT FACTOR	STAGE POINTS	STAGE PERCENT	COMPETITOR # Name
1	100	17.35	5.7637	120.0000	100.00	15 Nalupta, Greg
2	88	17.75	4.9577	103.2203	86.02	33 Baker, Mark
3	84	21.51	3.9052	81.3054	67.75	34 Wyatt, Dwayne
4	98	25.50	3.8431	80.0141	66.68	2 Merritt, Chuck
5	97	25.80	3.7597	78.2767	65.23	12 Cleary, Michael
6	60	18.79	3.1932	66.4822	55.40	8 Dwyer, Tom
7	70	22.81	3.0688	63.8930	53.24	13 Rollings, Ian
8	92	32.54	2.8273	58.8642	49.05	10 Phillips, Murray
9	63	23.81	2.6459	55.0886	45.91	30 Jones, Gary
10	65	27.29	2.3818	49.5896	41.32	5 Taverner, Rod
11	101	43.64	2.3144	48.1856	40.15	7 McGrane, Gabriel
12	72	32.79	2.1958	45.7164	38.10	25 Sharkey, Lynn
13	54	29.36	1.8392	38.2929	31.91	24 Sharkey, Alan
14	49	31.53	1.5541	32.3559	26.96	31 Martin, Chris
15	83	55.05	1.5077	31.3907	26.16	4 Tucker, David
16	35	60.31	0.5803	12.0826	10.07	40 Hughes, Carrie

PRODUCTION -- Overall Stage Results

KAPUNDA STICS 2011

Printed November 14, 2011 at 8:39



Stage 5 -- STAGE FIVE

	PTS	TIME	HIT FACTOR	STAGE POINTS	STAGE PERCENT	COMPETITOR # Name
1	93	16.83	5.5258	120.0000	100.00	48 Hewett, Simon
2	104	21.68	4.7970	104.1733	86.81	49 O'Donnell, Justin
3	92	19.66	4.6796	101.6218	84.68	26 Carruthers, Scott
4	100	25.02	3.9968	86.7951	72.33	52 Brown, Steve
5	101	28.33	3.5651	77.4207	64.52	19 Dovi, John
6	81	23.57	3.4366	74.6290	62.19	18 Pasamba, Dennis
7	91	29.31	3.1047	67.4230	56.19	41 Giles, Alan
8	73	26.90	2.7138	58.9322	49.11	16 Calimoso, Garry
9	78	28.92	2.6971	58.5705	48.81	17 Ortega, Dave
10	90	38.72	2.3244	50.4765	42.06	35 Pulbrook, Daniel
11	54	30.30	1.7822	38.7020	32.25	39 Keley, Brian
12	57	41.53	1.3725	29.8054	24.84	11 Spinks, Rod
13	0	21.85	0.0000	0.0000	0.00	38 Williams, Justin

OPEN -- Overall Stage Results

KAPUNDA STICS 2011

Printed November 14, 2011 at 8:39



Stage 6 -- STAGE SIX

	PTS	TIME	HIT FACTOR	STAGE POINTS	STAGE PERCENT	COMPETITOR # Name
1	139	20.77	6.6923	160.0000	100.00	45 Curtis, Damien
2	153	24.41	6.2679	149.8530	93.66	14 Cotton, Kris
3	147	24.02	6.1199	146.3141	91.45	54 Baird, David
4	123	20.98	5.8627	140.1656	87.60	43 Edwards, Phillip
5	159	27.17	5.8520	139.9101	87.44	53 Bennett, Peter
6	135	23.72	5.6914	136.0695	85.04	1 Georgiou, Michael
7	157	27.99	5.6091	134.1030	83.81	42 Young, Richard
8	128	23.07	5.5483	132.6490	82.91	29 Williams, Peter
9	138	24.93	5.5355	132.3422	82.71	9 Dwyer, Bernie
10	145	26.55	5.4614	130.5705	81.61	23 Rowatt, Ped
11	157	28.79	5.4533	130.3766	81.49	50 Howes, Eddie
12	152	28.34	5.3634	128.2287	80.14	20 Cameron, Andrew
13	150	29.33	5.1142	122.2703	76.42	22 Lilley, Des
14	127	26.30	4.8289	115.4489	72.16	21 Mitchell, Trevor
15	151	32.70	4.6177	110.4005	69.00	51 Martel, Arthur
16	114	24.80	4.5968	109.8993	68.69	46 Tracey, Jake
17	120	26.72	4.4910	107.3709	67.11	47 Tabe, Glen
18	122	30.28	4.0291	96.3265	60.20	27 Tonellato, Mark
19	124	31.47	3.9403	94.2034	58.88	36 Pollock, John
20	103	27.42	3.7564	89.8073	56.13	32 Kuerschner, Ian
21	130	35.13	3.7005	88.4722	55.30	3 Machin, Stan
22	90	37.46	2.4026	57.4403	35.90	28 Tonellato, Daya
23	105	46.20	2.2727	54.3362	33.96	44 Marsh, Len
24	50	46.01	1.0867	25.9812	16.24	37 Carroll, Ian

STANDARD -- Overall Stage Results

KAPUNDA STICS 2011

Printed November 14, 2011 at 8:39



Stage 6 -- STAGE SIX

	PTS	TIME	HIT FACTOR	STAGE POINTS	STAGE PERCENT	COMPETITOR # Name
1	152	36.14	4.2059	160.0000	100.00	12 Cleary, Michael
2	94	24.49	3.8383	146.0171	91.26	15 Nalupta, Greg
3	150	41.11	3.6487	138.8060	86.75	5 Taverner, Rod
4	146	42.66	3.4224	130.1957	81.37	10 Phillips, Murray
5	94	28.43	3.3064	125.7811	78.61	34 Wyatt, Dwayne
6	95	32.03	2.9660	112.8317	70.52	33 Baker, Mark
7	112	38.96	2.8747	109.3613	68.35	30 Jones, Gary
8	95	33.56	2.8308	107.6877	67.30	13 Rollings, Ian
9	114	40.87	2.7893	106.1121	66.32	8 Dwyer, Tom
10	97	34.92	2.7778	105.6725	66.05	24 Sharkey, Alan
11	117	44.66	2.6198	99.6625	62.29	25 Sharkey, Lynn
12	111	54.10	2.0518	78.0531	48.78	40 Hughes, Carrie
13	57	30.33	1.8793	71.4936	44.68	2 Merritt, Chuck
14	79	109.70	0.7201	27.3959	17.12	4 Tucker, David
15	0	53.01	0.0000	0.0000	0.00	7 McGrane, Gabriel
16	0	55.75	0.0000	0.0000	0.00	31 Martin, Chris

PRODUCTION -- Overall Stage Results

KAPUNDA STICS 2011

Printed November 14, 2011 at 8:39



Stage 6 -- STAGE SIX

	PTS	TIME	HIT FACTOR	STAGE POINTS	STAGE PERCENT	COMPETITOR # Name
1	127	26.82	4.7353	160.0000	100.00	48 Hewett, Simon
2	152	35.17	4.3219	146.0314	91.27	26 Carruthers, Scott
3	136	35.88	3.7904	128.0742	80.05	41 Giles, Alan
4	99	31.82	3.1113	105.1260	65.70	52 Brown, Steve
5	87	29.18	2.9815	100.7416	62.96	49 O'Donnell, Justin
6	101	36.51	2.7664	93.4726	58.42	19 Dovi, John
7	89	40.32	2.2073	74.5838	46.61	18 Pasamba, Dennis
8	58	34.39	1.6865	56.9864	35.62	38 Williams, Justin
9	87	51.65	1.6844	56.9146	35.57	11 Spinks, Rod
10	37	39.59	0.9346	31.5785	19.74	17 Ortega, Dave
11	33	42.73	0.7723	26.0949	16.31	35 Pulbrook, Daniel
12	27	37.20	0.7258	24.5243	15.33	16 Calimoso, Garry
13	19	40.55	0.4686	15.8321	9.90	39 Keley, Brian

OPEN -- Overall Stage Results

KAPUNDA STICS 2011

Printed November 14, 2011 at 8:39



Stage 7 -- STAGE SEVEN

	PTS	TIME	HIT FACTOR	STAGE POINTS	STAGE PERCENT	COMPETITOR # Name
1	113	16.39	6.8944	120.0000	100.00	43 Edwards, Phillip
2	117	17.81	6.5693	114.3415	95.28	45 Curtis, Damien
3	109	18.86	5.7794	100.5927	83.83	1 Georgiou, Michael
4	106	19.04	5.5672	96.8993	80.75	54 Baird, David
5	109	20.14	5.4121	94.1995	78.50	14 Cotton, Kris
6	112	20.81	5.3820	93.6759	78.06	42 Young, Richard
7	102	19.90	5.1256	89.2131	74.34	29 Williams, Peter
8	107	20.94	5.1098	88.9383	74.12	9 Dwyer, Bernie
9	109	22.78	4.7849	83.2827	69.40	32 Kuerschner, Ian
10	98	20.51	4.7782	83.1653	69.30	53 Bennett, Peter
11	113	23.77	4.7539	82.7430	68.95	50 Howes, Eddie
12	108	22.98	4.6997	81.8004	68.17	20 Cameron, Andrew
13	102	21.84	4.6703	81.2885	67.74	47 Tabe, Glen
14	98	21.93	4.4688	77.7802	64.82	22 Lilley, Des
15	103	23.28	4.4244	77.0080	64.17	21 Mitchell, Trevor
16	98	23.36	4.1952	73.0189	60.85	23 Rowatt, Ped
17	106	27.43	3.8644	67.2608	56.05	3 Machin, Stan
18	106	28.20	3.7589	65.4242	54.52	51 Martel, Arthur
19	94	28.80	3.2639	56.8090	47.34	27 Tonellato, Mark
20	104	32.58	3.1921	55.5602	46.30	44 Marsh, Len
21	89	31.19	2.8535	49.6657	41.39	28 Tonellato, Daya
22	45	18.81	2.3923	41.6395	34.70	46 Tracey, Jake
23	20	29.22	0.6845	11.9133	9.93	36 Pollock, John
24	0	42.36	0.0000	0.0000	0.00	37 Carroll, Ian

STANDARD -- Overall Stage Results

KAPUNDA STICS 2011

Printed November 14, 2011 at 8:39



Stage 7 -- STAGE SEVEN

	PTS	TIME	HIT FACTOR	STAGE POINTS	STAGE PERCENT	COMPETITOR # Name
1	106	20.22	5.2423	120.0000	100.00	15 Nalupta, Greg
2	112	26.06	4.2978	98.3785	81.98	33 Baker, Mark
3	110	31.62	3.4788	79.6319	66.36	34 Wyatt, Dwayne
4	102	30.33	3.3630	76.9811	64.15	10 Phillips, Murray
5	77	25.32	3.0411	69.6119	58.01	12 Cleary, Michael
6	80	29.33	2.7276	62.4359	52.03	24 Sharkey, Alan
7	84	32.85	2.5571	58.5330	48.78	25 Sharkey, Lynn
8	53	22.86	2.3185	53.0709	44.23	2 Merritt, Chuck
9	58	28.83	2.0118	46.0511	38.38	30 Jones, Gary
10	48	29.37	1.6343	37.4105	31.18	8 Dwyer, Tom
11	54	83.52	0.6466	14.7999	12.33	4 Tucker, David
12	15	25.59	0.5862	13.4177	11.18	5 Taverner, Rod
13	21	44.62	0.4706	10.7732	8.98	40 Hughes, Carrie
14	11	30.68	0.3585	8.2072	6.84	13 Rollings, Ian
15	0	41.04	0.0000	0.0000	0.00	31 Martin, Chris
16	0	46.30	0.0000	0.0000	0.00	7 McGrane, Gabriel

PRODUCTION -- Overall Stage Results

KAPUNDA STICS 2011

Printed November 14, 2011 at 8:39



Stage 7 -- STAGE SEVEN

	PTS	TIME	HIT FACTOR	STAGE POINTS	STAGE PERCENT	COMPETITOR # Name
1	104	25.42	4.0913	120.0000	100.00	19 Dovi, John
2	96	23.72	4.0472	118.7080	98.92	26 Carruthers, Scott
3	94	23.86	3.9396	115.5529	96.29	38 Williams, Justin
4	96	25.44	3.7736	110.6822	92.24	49 O'Donnell, Justin
5	75	20.70	3.6232	106.2709	88.56	48 Hewett, Simon
6	102	30.61	3.3322	97.7373	81.45	52 Brown, Steve
7	85	30.93	2.7481	80.6051	67.17	18 Pasamba, Dennis
8	63	26.05	2.4184	70.9343	59.11	41 Giles, Alan
9	55	28.89	1.9038	55.8391	46.53	39 Keley, Brian
10	35	29.31	1.1941	35.0248	29.19	35 Pulbrook, Daniel
11	36	32.80	1.0976	32.1923	26.83	16 Calimoso, Garry
12	16	34.29	0.4666	13.6860	11.40	11 Spinks, Rod
13	8	26.91	0.2973	8.7197	7.27	17 Ortega, Dave

KAPUNDA STICS 2011

Printed November 14, 2011 at 8:39



Disqualified Shooters

No. Name

6 Taverner, Alistair