

2018 IPSC AUSTRALIA RIFLE NATIONAL TITLES



STAGE 1

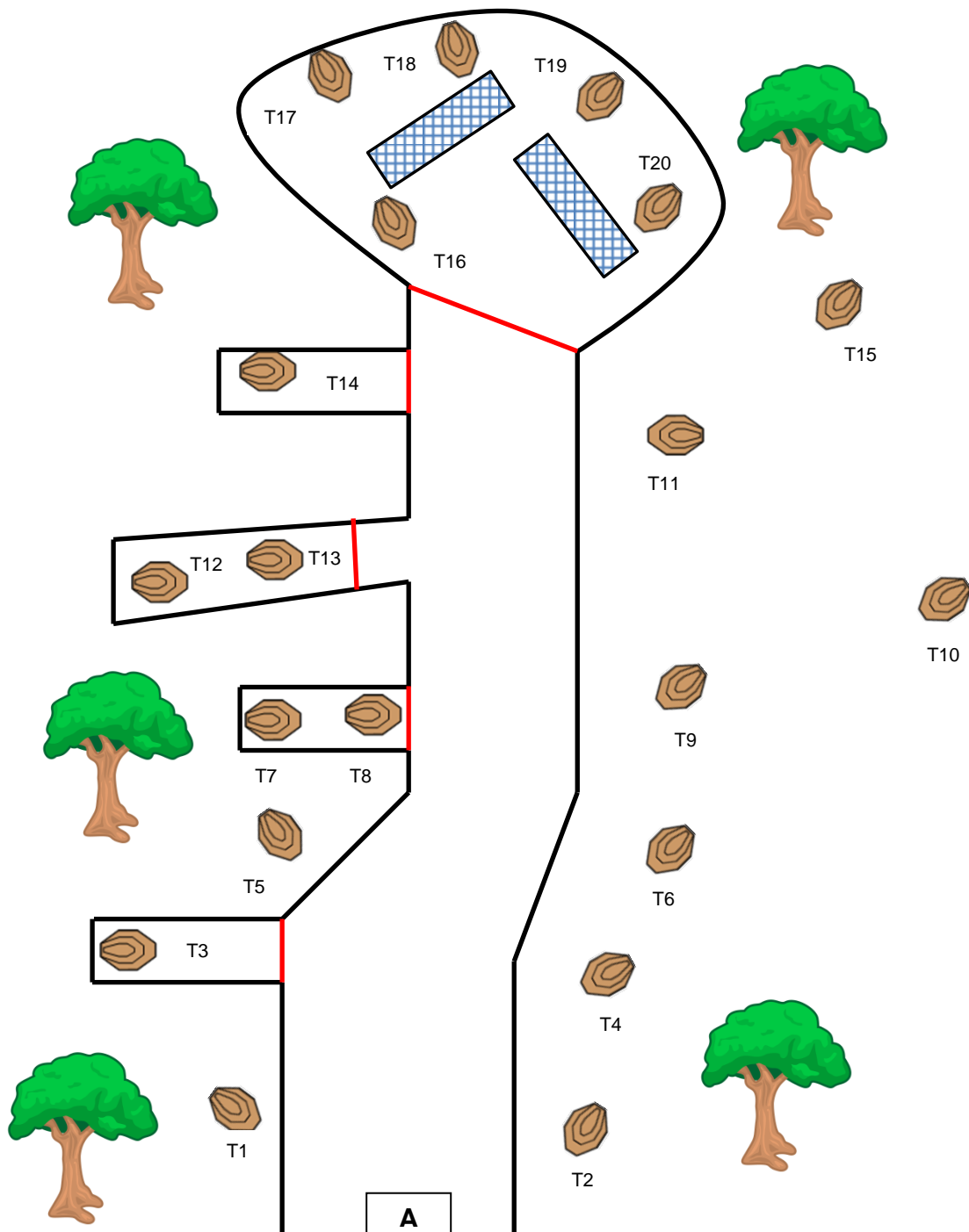
RANGE 1



START POSITION: Rifle loaded (Option 1) at high port standing in box A.

STAGE PROCEDURE: On the audible start signal engage targets as seen with a minimum of 2 scoring shots per target from within the demarcated area.

SCORING: 40 rounds, 200 points. 20 Classic IPSC targets.



NOTES: Bush course approx. 80 mtrs long. Course picture is a representation only. No more than 3 targets visible from any one position.

2018 IPSC AUSTRALIA RIFLE NATIONAL TITLES



STAGE 2

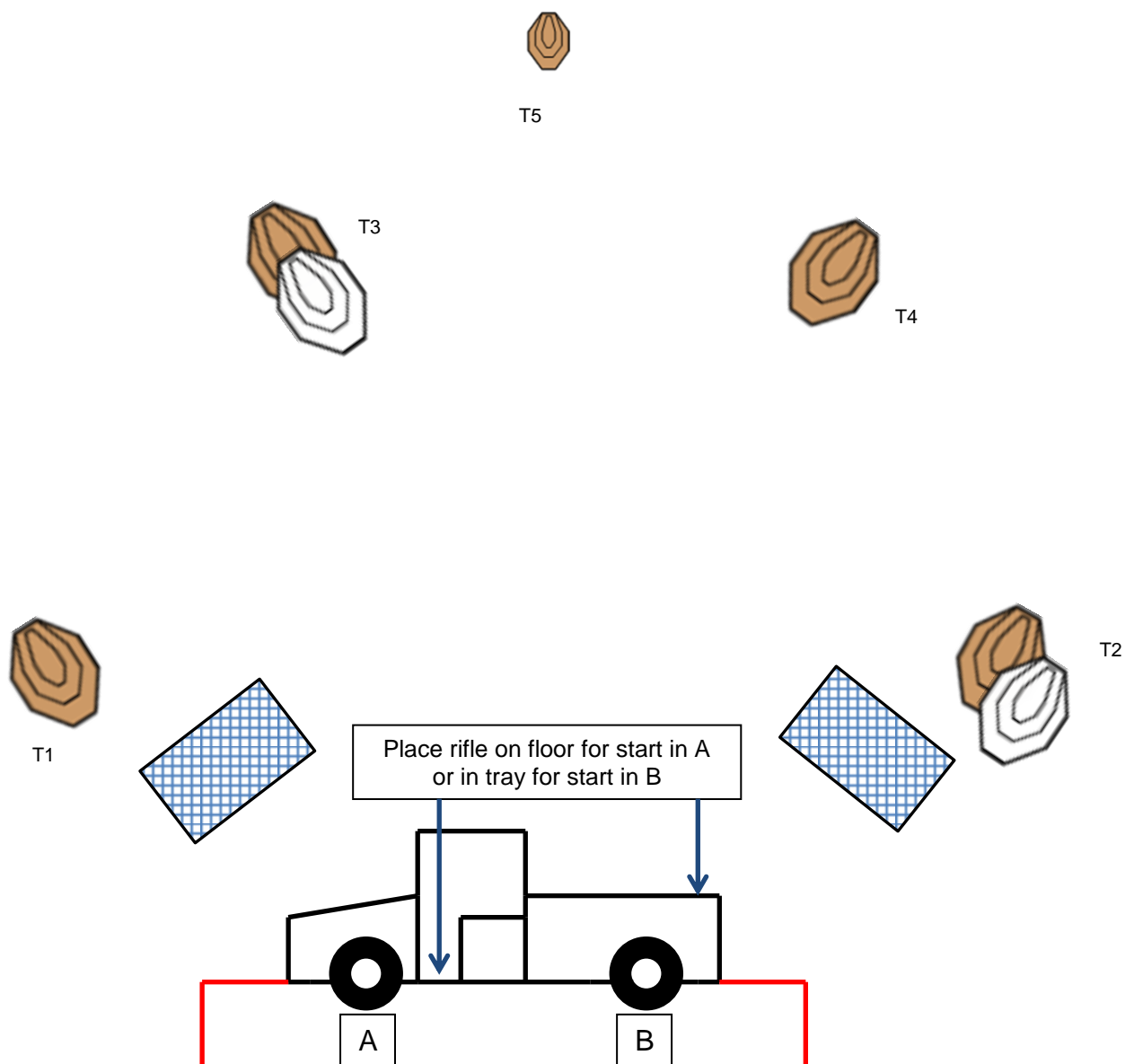
RANGE 2



START POSITION: Start in either A or B kneeling behind wheel, both hands holding wheel brace onto a wheel nut. Rifle loaded (Option 2) and placed facing down range either on the cab floor for a front wheel start or in the rear of the tray for a rear wheel start. Rifle must be fully inside marked out area.

STAGE PROCEDURE: On the audible start signal retrieve rifle and engage targets as seen with a minimum of 2 scoring shots each from within the demarcated area.

SCORING: 10 rounds, 50 points. 4 IPSC Classic targets, 1 IPSC Classic Mini target and 2 IPSC Classic penalty targets.



NOTES: Marked out area for rifle on floor & tray to have a small lip around them to prevent knocking rifle to ground.

2018 IPSC AUSTRALIA RIFLE NATIONAL TITLES



STAGE 3

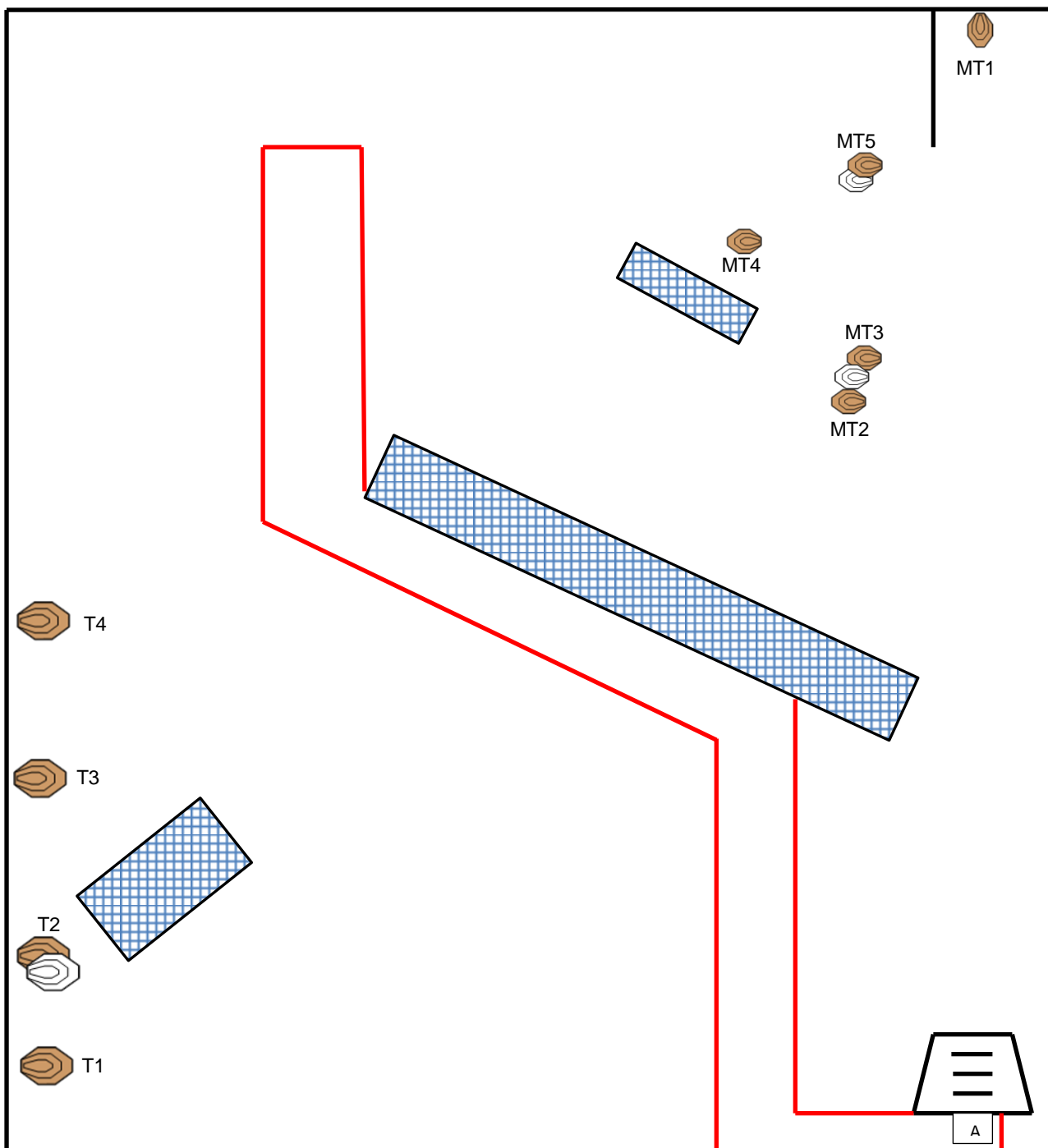
RANGE 6



START POSITION: Rifle loaded (Option 1) at high port standing in Box A at base of platform. Note: **NO sight picture prior to loading is allowed.**

STAGE PROCEDURE: On the audible start signal engage targets as seen with 2 scoring shots per target from within the demarcated area. NOTE: MT1 can only be seen from the platform.

SCORING: 18 rounds, 90 points. 4 IPSC Classic targets, 5 IPSC Classic Mini targets and 3 IPSC Classic penalty targets.



NOTES: Position centre screen so MT1 can only be seen from the platform. Platform will have slats for foot holds.

2018 IPSC AUSTRALIA RIFLE NATIONAL TITLES



STAGE 4

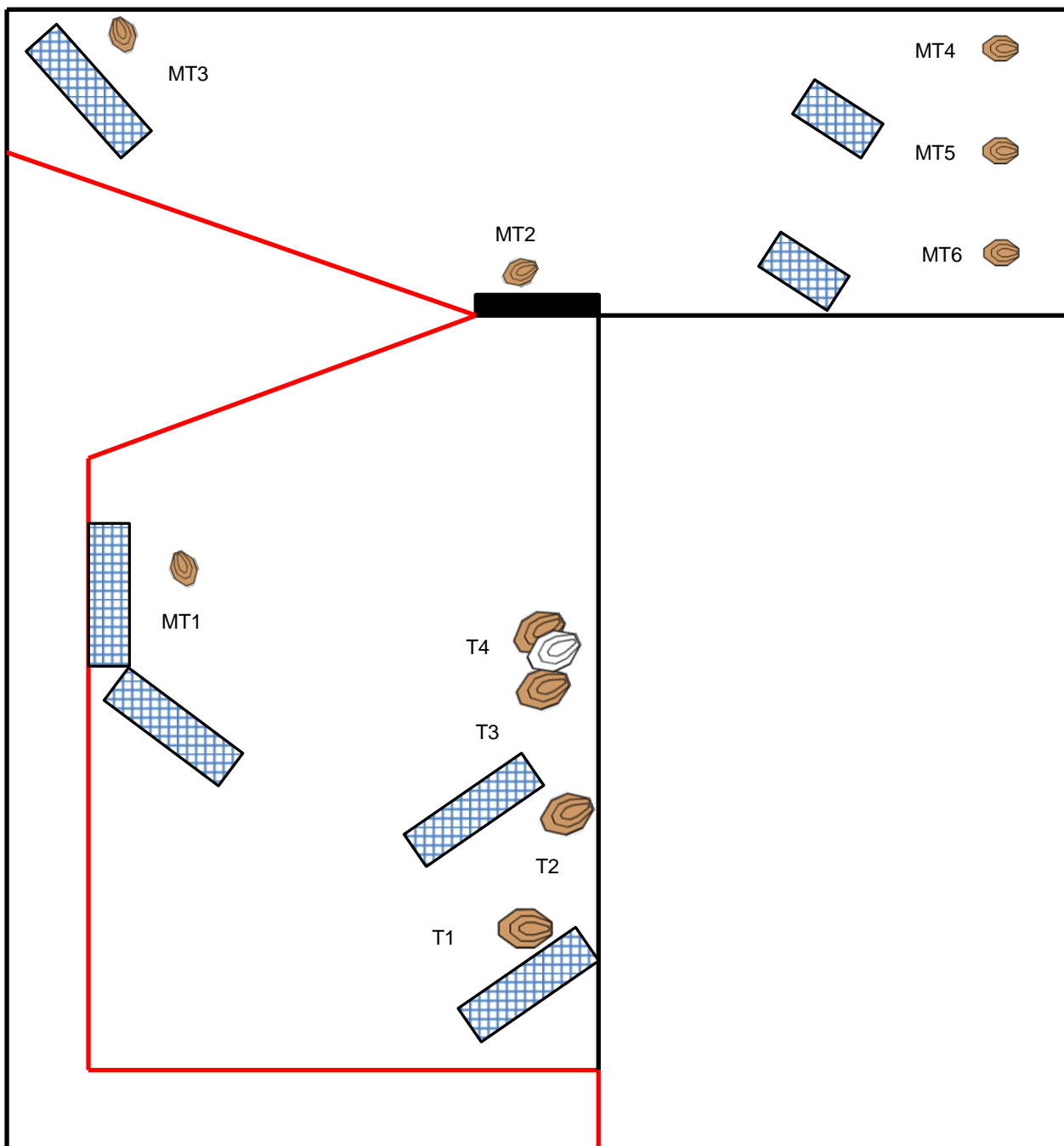
RANGE 7



START POSITION: Rifle unloaded at high port standing anywhere in the demarcated area.

STAGE PROCEDURE: On the audible start signal, load and engage targets as seen with a minimum of 2 scoring shots per target from within the demarcated area.

SCORING: 20 rounds, 100 points. 4 IPSC Classic targets, 6 IPSC Classic mini targets and 1 IPSC Classic penalty target.



NOTES: Position vision barriers so that MT1 can only be seen from the far right hand side of the demarcated area at the start of the range.

2018 IPSC AUSTRALIA RIFLE NATIONAL TITLES



STAGE 5

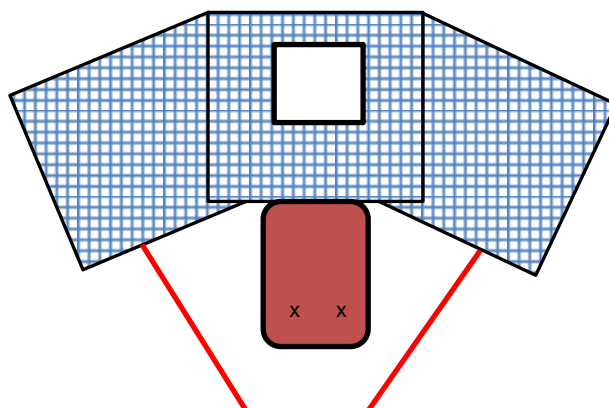
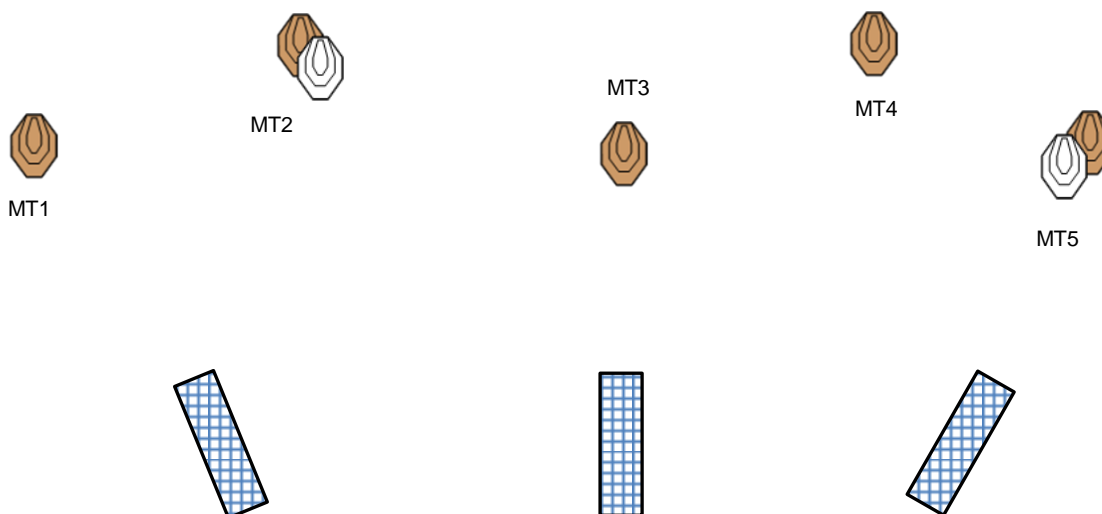
RANGE 4



START POSITION: Standing behind table with both hands flat on table in marked position. Rifle loaded (Option 2) and placed fully on table.

STAGE PROCEDURE: On the audible start signal engage targets as seen with a minimum of 2 scoring shots per target from within the demarcated area.

SCORING: 10 rounds, 50 points. 5 IPSC Classic mini targets and 2 IPSC Classic penalty targets.



NOTES: Position vision barriers so that no more than 3 targets can be seen from any one position.

2018 IPSC AUSTRALIA RIFLE NATIONAL TITLES



STAGE 6

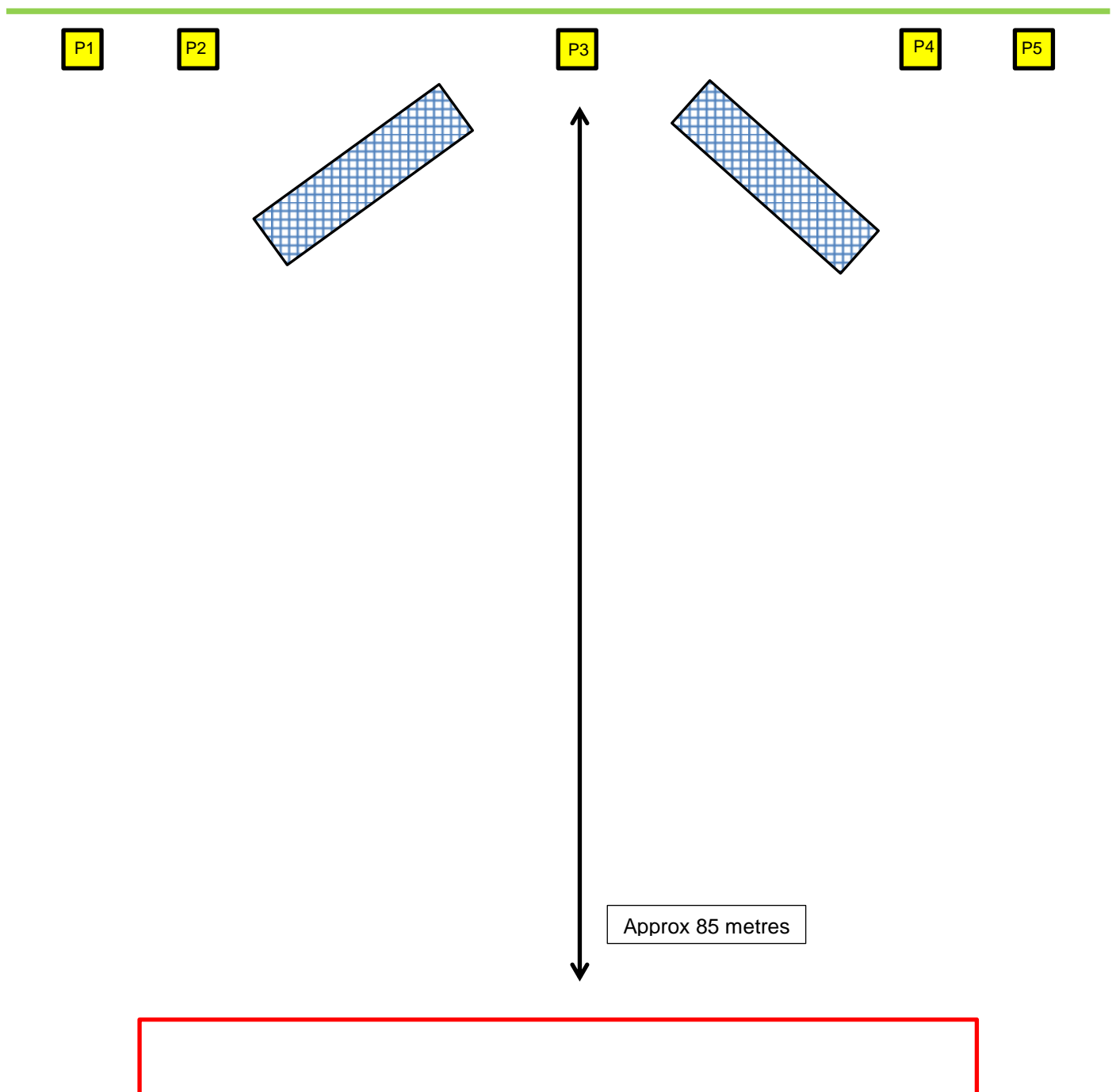
RANGE 5



START POSITION: Rifle loaded (Option 1) at high port standing anywhere within the demarcated area.

STAGE PROCEDURE: On the audible start signal engage plates as seen from within the demarcated area. Plates must fall to score.

SCORING: 5 rounds, 25 points. 5x 15cm x 15cm plates.



NOTES: Position vision barriers so that only 3 plates are visible at any time.

2018 IPSC AUSTRALIA RIFLE NATIONAL TITLES



STAGE 7


RANGE 5



START POSITION: Rifle loaded (Option 1), placed on bench facing down range. Bipod may be extended if fitted. Sitting on chair beside bench, hands flat on knees. Chair can be positioned either side of bench.

STAGE PROCEDURE: On the audible start signal engage targets as seen with 2 scoring shots minimum from within the demarcated area.

SCORING: 10 rounds, 50 points. 5 IPSC Classic mini targets and 2 IPSC Classic penalty targets.



NOTES:

2018 IPSC AUSTRALIA RIFLE NATIONAL TITLES



STAGE 8

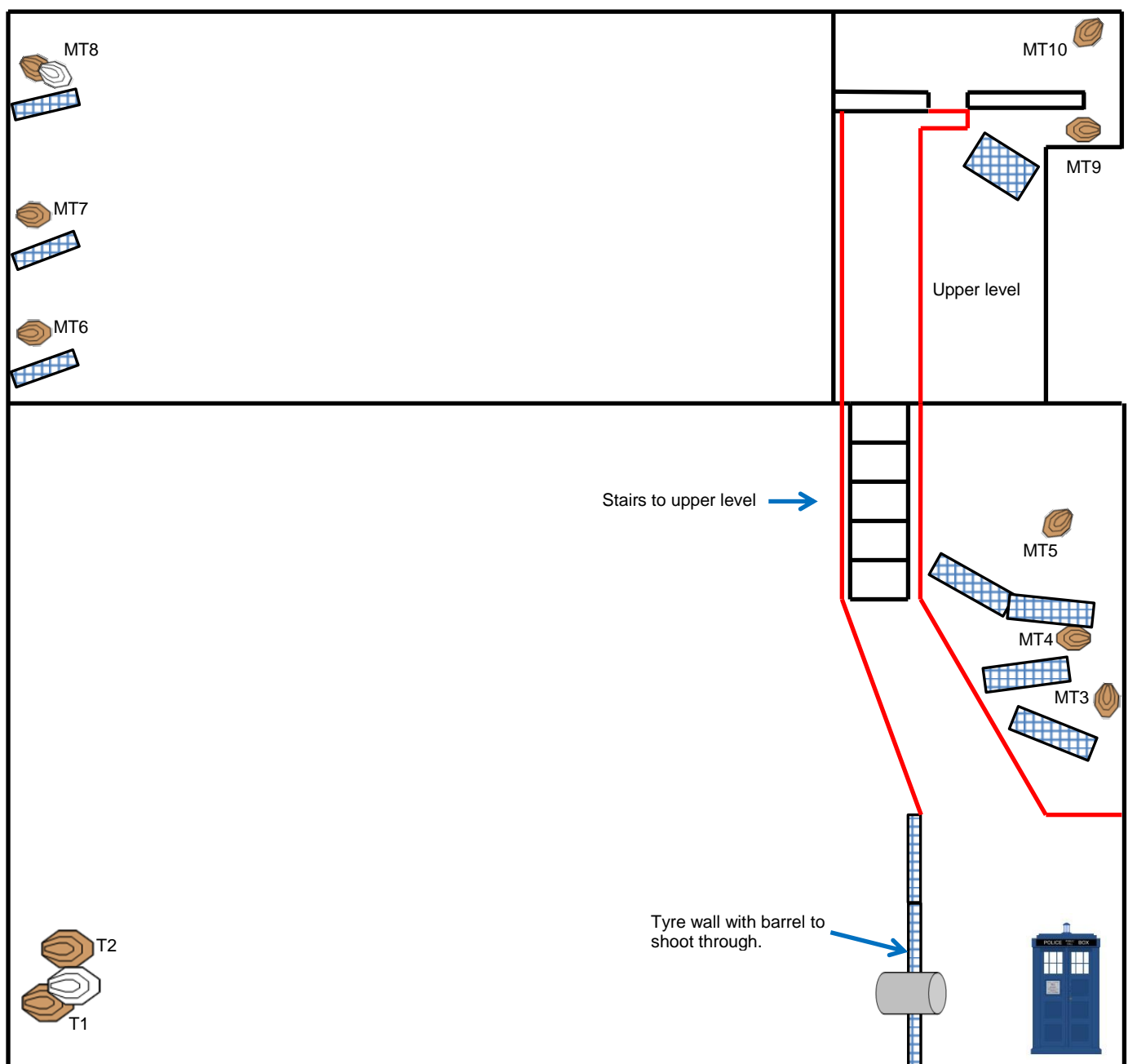
RANGE 5



START POSITION: Rifle loaded (Option 1) at high port, standing in phone box facing down range.

STAGE PROCEDURE: On the audible start signal engage targets as seen with a minimum of 2 scoring shots per target from within the demarcated area. **NOTE:** range is split level. You must go upstairs to be able to engage all targets.

SCORING: 20 rounds, 100 points. 2 IPSC Classic targets, 8 IPSC Classic mini targets and 2 IPSC Classic penalty targets.



NOTES: MT6-10 are only visible from the upper level.

2018 IPSC AUSTRALIA SHOTGUN NATIONAL TITLES



STAGE 1

RANGE 1

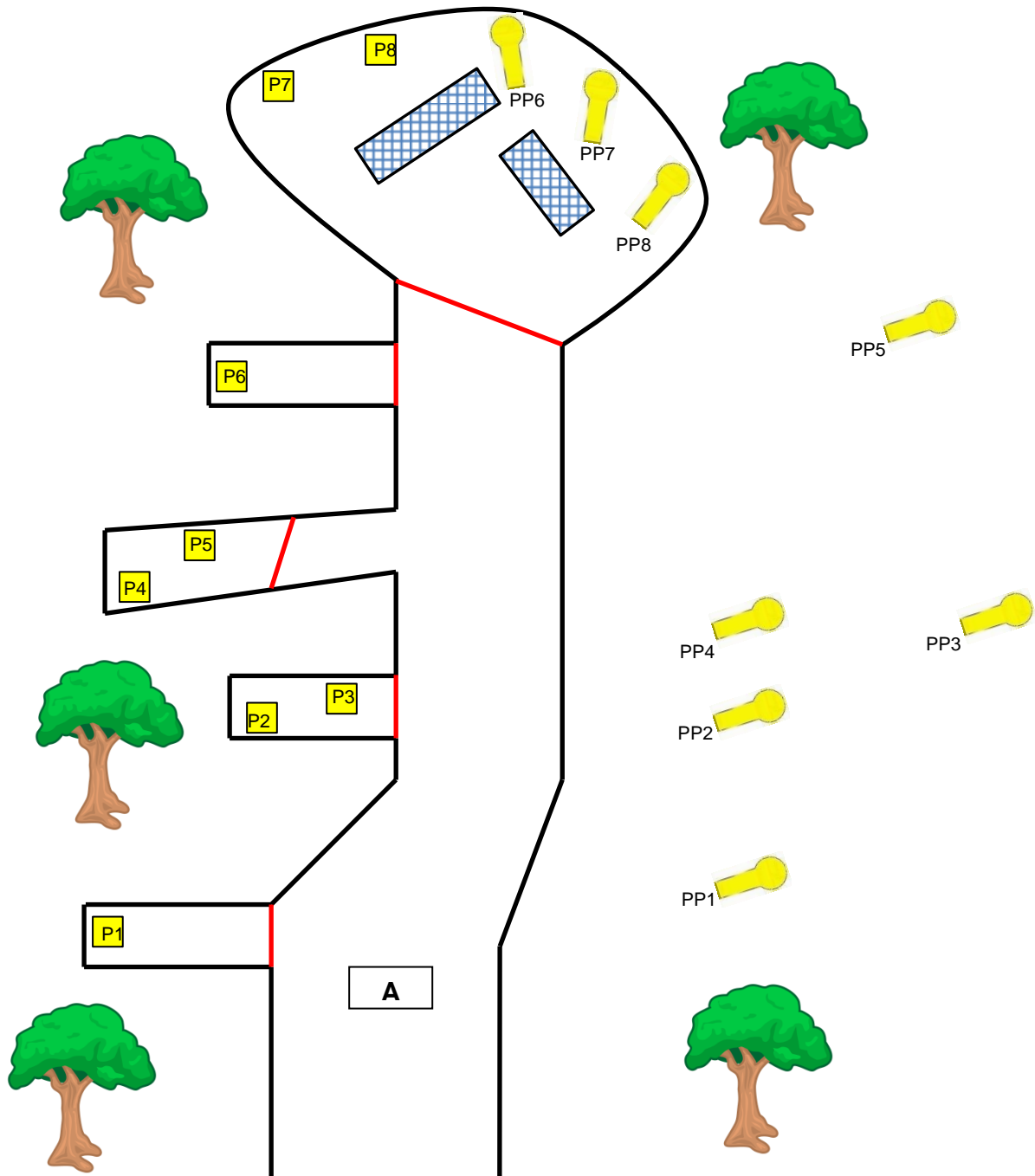


START POSITION: Shotgun loaded (Option 1) at high port standing in box A.

STAGE PROCEDURE: On the audible start signal engage targets as seen from within the demarcated area. Plates and poppers must fall to score.

SCORING: 16 rounds, 80 points. 8 IPSC mini poppers and 8x 20x20cm plates.

TYPE OF AMMUNITION: Birdshot



NOTES: Bush course approx. 80 mtrs long. Course picture is a representation only.

2018 IPSC AUSTRALIA SHOTGUN NATIONAL TITLES



STAGE 2

RANGE 2

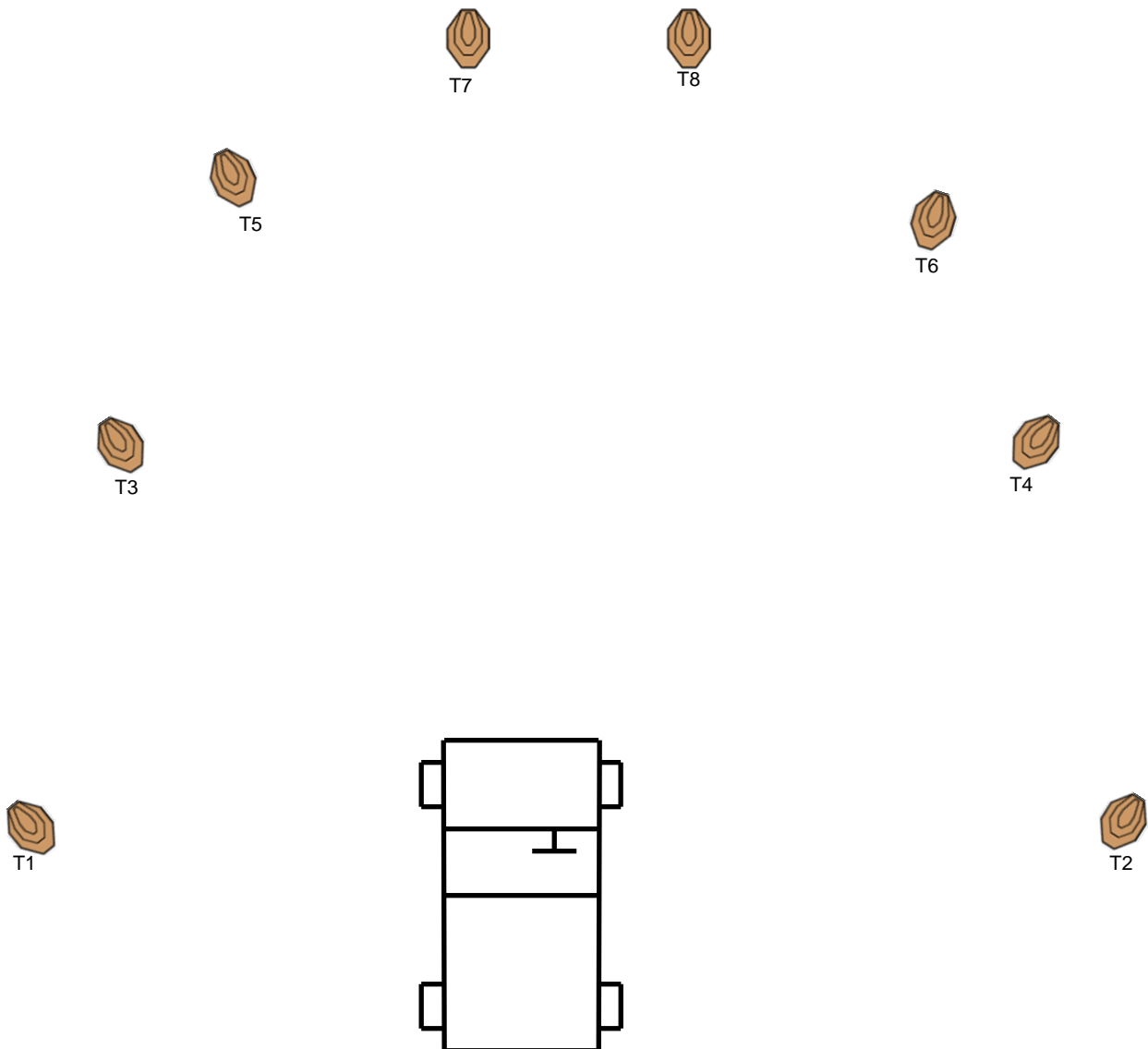


START POSITION: Shotgun loaded (option 1), placed in mounts on bonnet pointing down range, sitting in cab directly behind steering wheel, both hands clasping steering wheel. All extra ammunition required is to be placed in glove box.

STAGE PROCEDURE: On the audible start signal engage targets as seen from within the confines of the cab with a minimum of 1 scoring shot per target. All ammunition used for reloading during the stage must come from the glove box.

SCORING: 8 rounds, 40 points. 8 IPSC Classic targets.

TYPE OF AMMUNITION: Slugs



NOTES: All ammunition used for reloading during the stage must come from the glove box.

2018 IPSC AUSTRALIA SHOTGUN NATIONAL TITLES



STAGE 3

RANGE 6

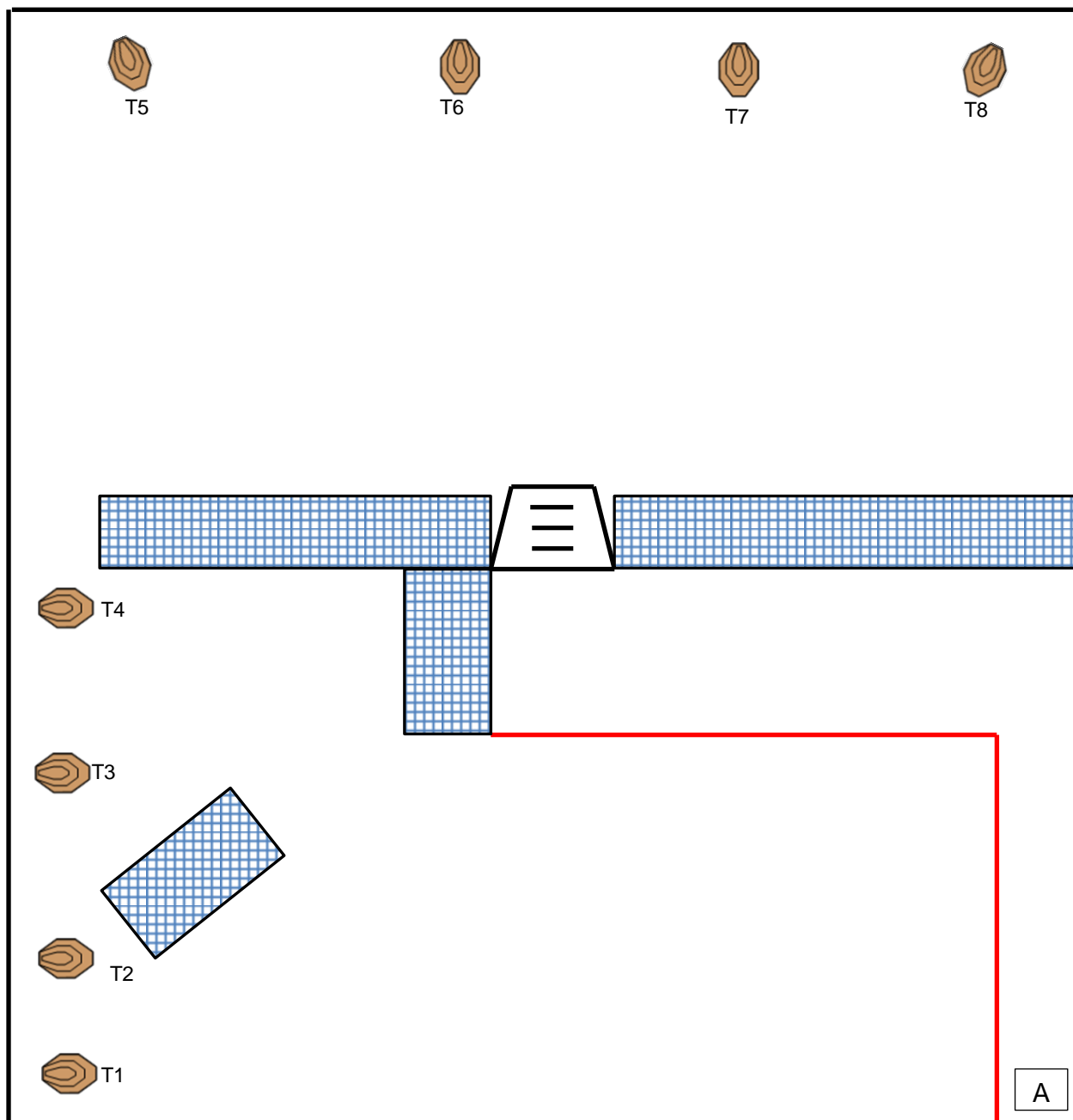


START POSITION: Shotgun loaded (Option 1) at high port standing at A.

STAGE PROCEDURE: On the audible start signal engage targets as seen with a minimum of 1 scoring shot per target from within the demarcated area.

SCORING: 8 rounds, 80 points. 8 IPSC Classic targets.

AMMUNITION TYPE: 00/SG Buckshot (9 pellets)



NOTES: Sloping platform has slats for foot holds.

2018 IPSC AUSTRALIA SHOTGUN NATIONAL TITLES



STAGE 4

RANGE 7

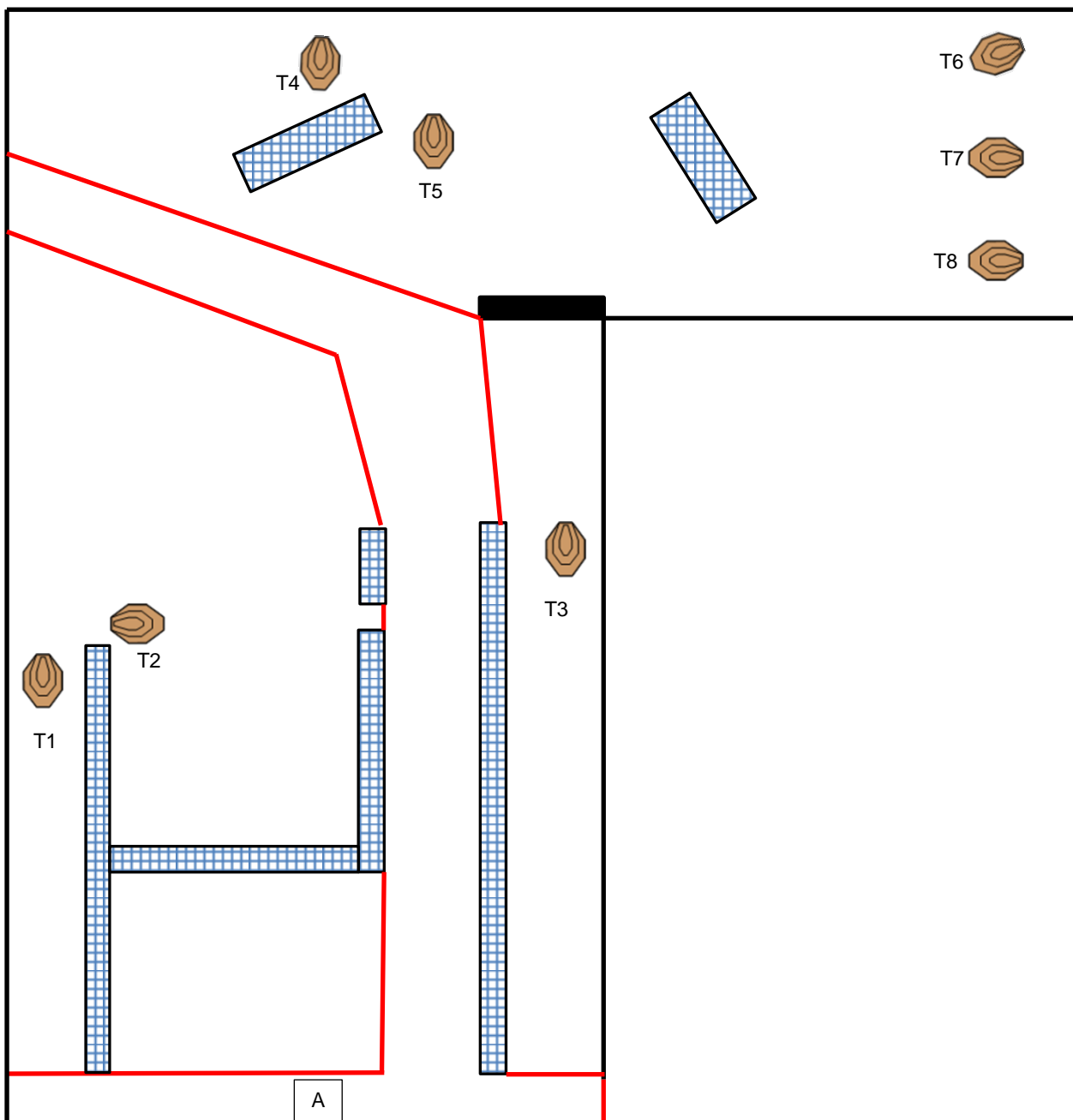


START POSITION: Shotgun loaded (Option 2) at high port standing in box A.

STAGE PROCEDURE: On the audible start signal, engage targets as seen with a minimum of 1 scoring shot per target from within the demarcated area.

SCORING: 8 rounds, 80 points. 8 IPSC Classic targets.

AMMUNITION TYPE: 00/SG Buckshot (9 pellets)



NOTES:

2018 IPSC AUSTRALIA SHOTGUN NATIONAL TITLES



STAGE 5

RANGE 3

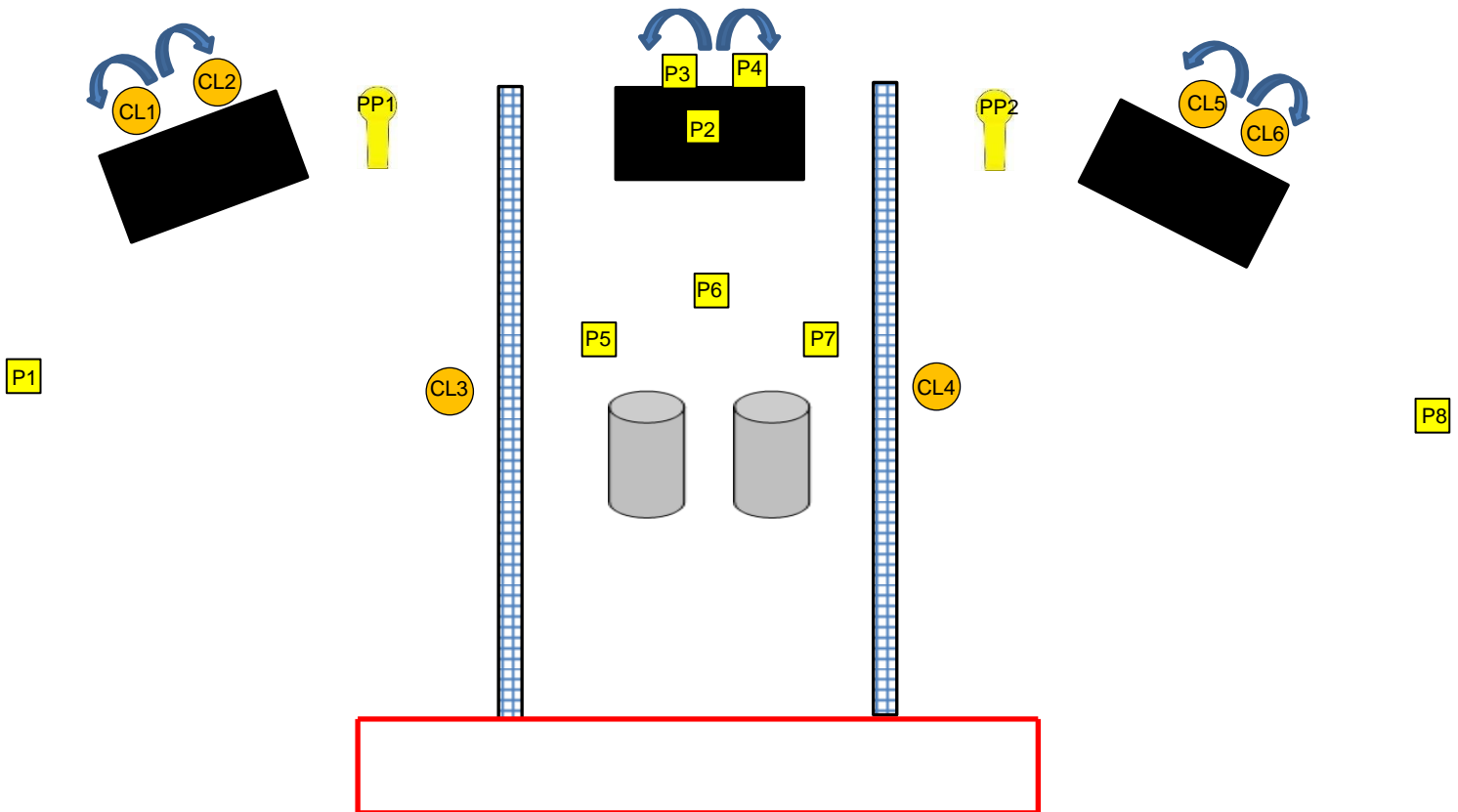


START POSITION: Shotgun loaded at high port, standing anywhere within the demarcated area.

STAGE PROCEDURE: On the audible start signal engage targets as seen from within the demarcated area. Plates & poppers must fall to score. NOTE: PP1 & 2 activate clay swingers. P2 activates a plate swinger for P3 & 4.

SCORING: 16 rounds, 80 points. 2 IPSC mini poppers, 8x 20x20cm plates, 6 clays.

TYPE OF AMMUNITION: Birdshot.



NOTE:

2018 IPSC AUSTRALIA SHOTGUN NATIONAL TITLES



STAGE 6

RANGE 4

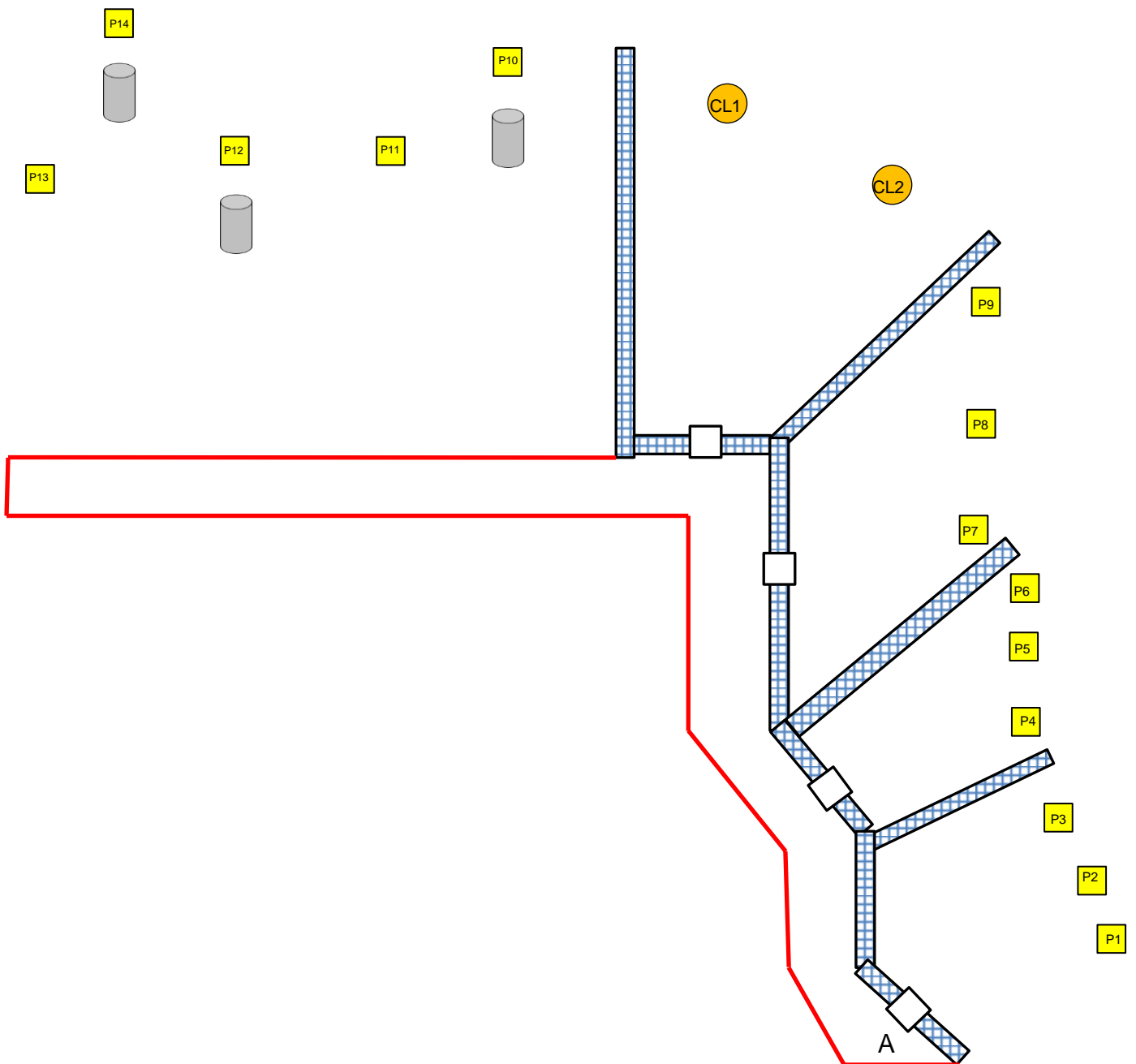


START POSITION: Shotgun loaded (Option 1) at high port, standing in box A.

STAGE PROCEDURE: On the audible start signal engage targets as seen from within the demarcated area. Plates must fall to score.

SCORING: 16 rounds, 80 points. 14x 15x15cm plates and 2 clays.

TYPE OF AMMUNITION: Birdshot.



NOTES:

2018 IPSC AUSTRALIA SHOTGUN NATIONAL TITLES



STAGE 7

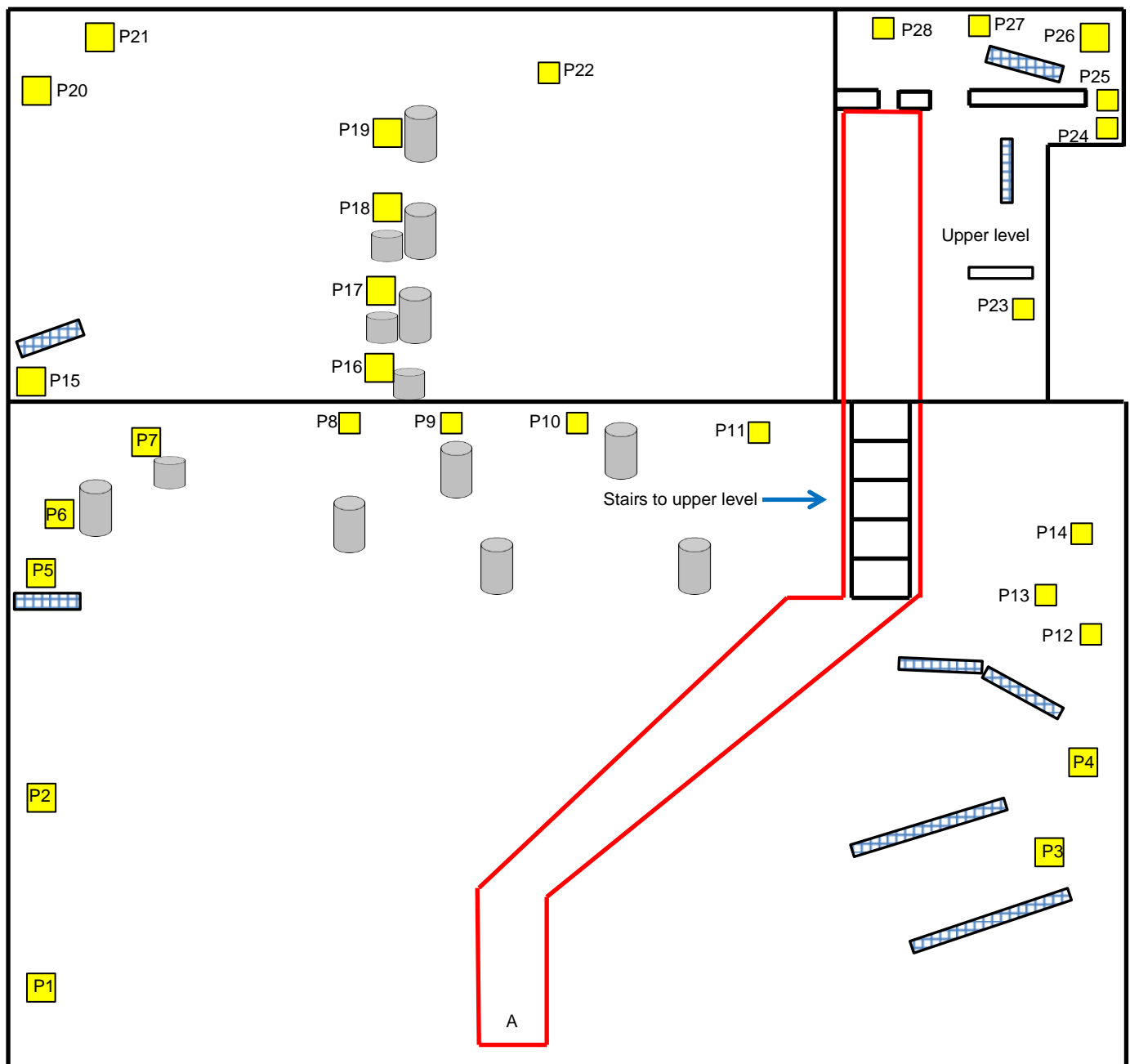
RANGE 5



START POSITION: Shotgun loaded (Option 1) at high port, standing with both feet on black strip at A.

STAGE PROCEDURE: On the audible start signal engage targets as seen from within the demarcated area. NOTE: range is split level. You must go upstairs to be able to engage all targets. Plates must fall to score.

SCORING: 28 rounds, 140 points. 13x 15x15cm plates and 15x 20x20cm plates.



NOTES: P16-19 & P23-28 are only visible from the upper level. P1-14 are only visible from the lower level.